

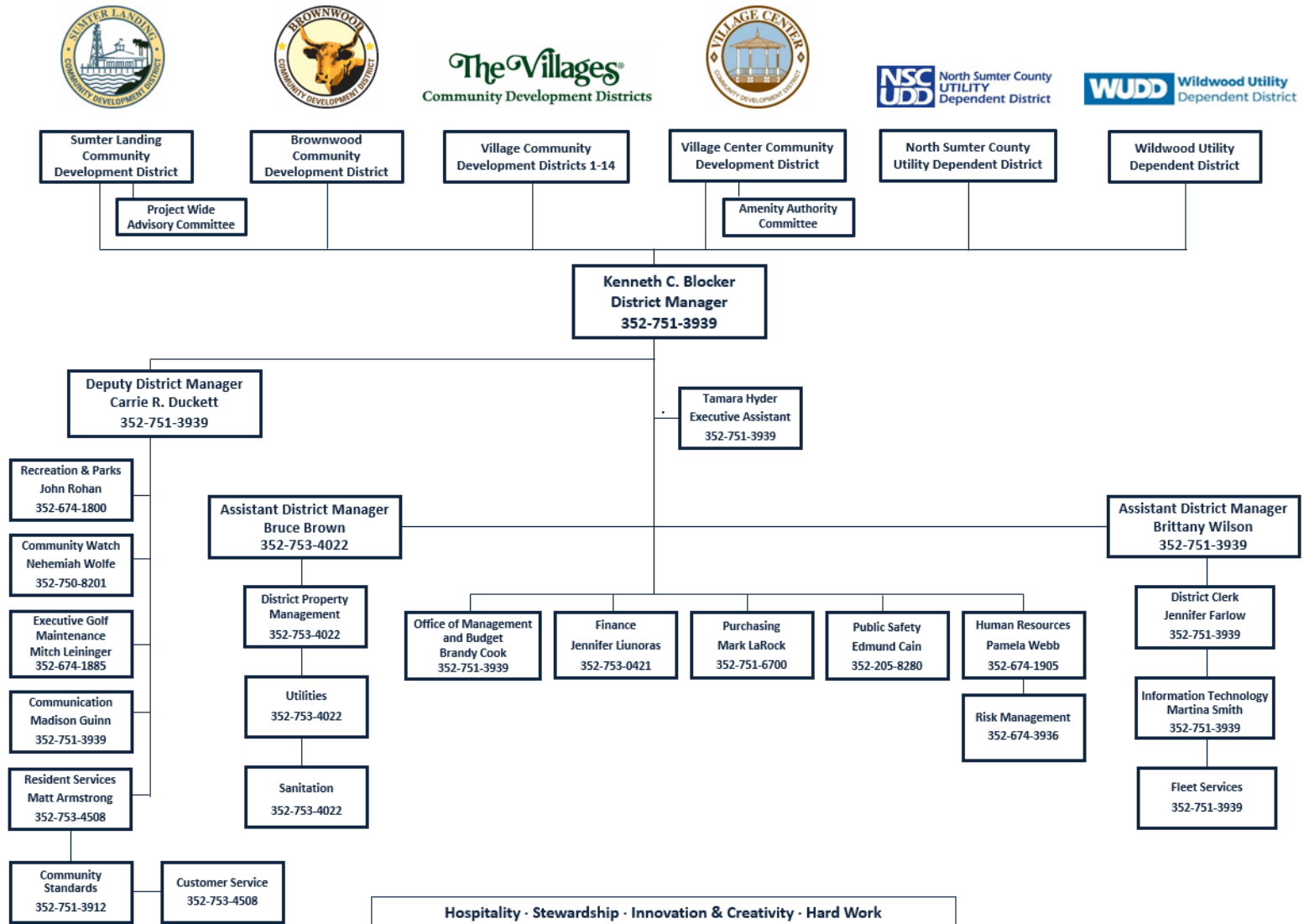
ANNUAL REPORT 2021



TABLE OF CONTENTS

District Organizational Chart	3
Message from the District Manager	4
Departments	
Budget	5
Community Standards	5
Community Watch	6
Customer Service Center	7
District Clerk	7
District Property Management (DPM)	8
Executive Golf	12
Human Resources	14
Risk Management	14
Public Safety.....	15
Finance	17
Purchasing	17
Recreation & Parks	18
District Management	21
 Districts	
VCCDD	22
SLCDD	26
BCDD	30
NSCUDD	33
WUDD	37
District 1	39
District 2	42
District 3	45
District 4	48
District 5	51
District 6	54
District 7	57
District 8	60
District 9	63
District 10	66
District 11	69
District 12	72
District 13	75
District 14	78

DISTRICT ORGANIZATIONAL CHART



Rev. 3-11-2022

MESSAGE FROM THE DISTRICT MANAGER



It is my pleasure to share with you the 2021 Annual Report of the Villages Community Development Districts. The information contained in this report will not only give you a snapshot of each District, but will also provide you with relevant information about the District Government and the services that are provided for each of the Districts and residents.

First and foremost, I wish to thank all of the District Board Supervisors, residents, and Staff for another great year in our Community. The year 2021 was another year of dealing with COVID-19. It proved challenging with the virus, contractor shortages, and supply chain issues, but even with all of that we continued to preserve and improve the lifestyle of The Villages.

Adherence to our Core Values plays a dominant role in the delivery of our services each and every day. Our team constantly strives to meet and exceed, Hospitality, Stewardship, Innovation & Creativity, and Hard Work, and I trust you see these actions within the entire District.

Even though the year 2021 had its challenges, you will see in the following pages, the District team still accomplished many efficiencies and continued to provide excellent customer service. Technology moved full speed ahead with Phase II of GIS, Cityworks, and Asset Management.

The Recreation & Parks Department saw the opening of many new facilities and the implementation of new recreation software Active.Net that enhanced the customer experience. District Property Management continued maintenance and upkeep of more than \$2 Billion in infrastructure and new build-out projects such as the Brownwood Woodshop and The First Responders Regional Recreation Center, opening soon!

Executive Golf has had a busy year as well with the \$171,000.00 renovation to the Silver Lake Executive Golf Course, to their boots-on-the-ground approach in maintaining the 36 District-owned Executive Golf Courses. With growth and utilities, The District added The Wildwood Utility Dependent District (WUDD), which serves residents south of SR 44 and District 14 was established. Also, we saw significant savings from bond refundings for North Sumter County Utility Dependent District for Sumter Sanitation as well as Districts 4 and 9.

As we look forward to 2022, we continue to face the headwinds of supply chain issues, contractor availability, inflation, and growth. One effective tool that our team utilizes is planning. Proper planning in the maintenance of our assets is one key component in overcoming some of the challenges that we face. Another key ingredient is efficiency. Efficiencies come in many forms, but we certainly take advantage of economies of scale in our purchasing power. Contracts are looked at District-wide to take advantage of this purchasing power, instead of individually, to bring greater savings to all Boards and residents.

Organizational management will be a key component of our organization this year. The span of control with the Boards has been reviewed and we will now utilize a team of Senior Management leaders to staff the various Boards. This transition will allow more opportunity to manage growth as new Districts are organized as well as a tool for succession planning.

My team and I look forward to another successful year and look forward to working with all to accomplish our goals and maintain The Villages lifestyle!

Kenny Blocker, District Manager

BUDGET

The Villages® Community Development Districts Office of Management and Budget

March:
Department Budget Planning



March - May:
Public Workshops



Administrative Review

June:
Approve Proposed Budgets



Cost Allocation Process



September:
Adopt Final Budgets

\$399,829,746

FY20-21 ANNUAL BUDGET

\$18,000,000

IN CAPITAL PROJECTS

57

DISTRICT FUNDS

The Office of Management and Budget (OMB) carries the significant responsibility of developing, preparing, reviewing and presenting the Districts' budgets and Capital Improvement Plans. OMB follows a strategic Budget process that focuses on accountability and accuracy and the annual Approved Budget lays the foundation for a strong and effective District government.

In 2021, OMB focused on implementing improvements to the Capital Projects process to track and monitor costs more efficiently and effectively. A key improvement made was the incorporation of Capital Project codes to easily

identify all related costs to each specific project. This enhancement allows budgets and potential project costs to be tracked and monitored across the board. In addition, OMB implemented several new additions to the Budget Instructions, including Projections, Project Codes, and Tuition Reimbursements. OMB also played a crucial role in developing 5-year and 10-year Capital Improvement Plans for Districts 1-11, the Project Wide Fund and the two amenity funds. These were presented during the May Budget Workshops with finding forecasts and options to assure funds will be available when necessary.

COMMUNITY STANDARDS

The Villages® Community Development Districts Community Standards

PROCESSED

4,198

DEED VIOLATION COMPLAINTS

PROCESSED

8,907


ARCHITECTURAL REVIEW APPLICATIONS

IMPLEMENTED COST SAVINGS
OF OVER

\$900

The Community Standards Department saw impressive additions to their leadership team in 2021: Matt Armstrong was appointed Director of Resident Services and Shannon Mattiucci earned the title of Community Standards Manager. In addition, a Community Standards Customer Service Office was established at the District Office in 2021 to assist residents with Architectural Review applications and questions

on a one-on-one basis. With the continuous growth of the community and increasing number of residents, Community Standards implemented a new communication log for Deed Compliance Violations and Public Hearings. This ensures the collection of all necessary communication for efficient and effective operations and increases organization to keep up with demands.



COMMUNITY WATCH

The Villages®
Community Development Districts
Community Watch

1,037

AVERAGE CALLS ANSWERED
EACH DAY BY DISPATCHERS

PATROL DRIVERS RESPONDED TO

378,548

CALLS FOR SERVICE IN 2021

12,247

GATE WELLNESS CHECKS
PERFORMED

Community Watch Patrol Drivers, Dispatchers, Gate Attendants and Gate Operations personnel work collectively 365 days a year 24 hours a day to provide the frontline customer service that residents expect — rain or shine. In Fiscal Year 20-21, the men and women of the Community Watch Department proved that they are truly keeping a watchful eye around the clock. On May 28, 2021, Gate Attendants greeted 50,072 vehicles as they passed through the gates in The Villages. Each car received the warm welcoming that The Villages community is known for. Additionally, Gate Operations Attendants made 40,024 Adult Watch calls in 2021 to check on residents and ensure their safety.



As the only non-emergency District Department open 24/7, Community Watch answers all calls to various District Departments after hours and on holidays and weekends. Patrol Drivers take on the duties of recreation centers by opening and closing pools, bathrooms and dog parks on holidays and weekends.

In line with the District's Core Value of Stewardship, Community Watch focuses on reducing fuel consumption and utilizes hybrid vehicles with cleaner exhaust.

The Gate Attendant Division has begun to receive and install computers in each of the gatehouses. This project will allow gate attendants to have access to the District website and important information that could help when assisting residents. It will also improve the communication between staff at various locations and provide a paperless function that saves money and resources. By utilizing existing computers to be placed at each of the 24 gates, the District achieved a savings of more than \$25,000.

In June 2021, the Dispatch Division of Community Watch officially became the State of Florida's first non-911 Call Center to earn accreditation status from the Florida Telecommunications Accreditation Commission. The accreditation changes have made several enhancements and efficiencies in Community Watch Dispatch. Policy and Procedures were updated to meet the same requirements of the six local law enforcement agencies that Dispatch communicates with every day.



CUSTOMER SERVICE



ANSWERED

50,439

PHONE CALLS

ASSISTED

18,429

WALK-IN RESIDENTS

SOLD

449

MEMORIAL BRICKS

PROCESSED

4,027

VILLAGE IDs

The Customer Service Department is the first stop for residents when they visit the District Office. They are responsible for organizing various District programs, including Adopt-a-Bench, Memorial Bricks, Community Watch House Check Programs, Resident Academy and Government Day to name a few. During the peak of the pandemic, the Customer Service team found creative ways to serve our community while the District offices were closed to the public. Transactions moved from in-

person to over the phone to keep residents and h. Even during difficult times, Customer Service found ways to continue to serve. Customer Service is the department that is required to know a little about a lot, and to direct residents where to best find important information. The team gives directions to and answers questions for a variety of Community partners.

DISTRICT CLERK



Published Agendas, provided support and prepared minutes for **243** Board and Committee Meetings totaling more than **230** hours.

Replaced existing Board/Committee Meeting laptops with web-based Chromebooks, resulting in a savings of **\$300** per device.

Served as the direct point of contact and provided primary support for over **100** Elected Officials and Committee Members.

The District Clerk's Office serves as a direct line of contact for Elected Officials and Committee Members in the 19 plus Boards and Committees within The Villages Community Development Districts, as well as a public access point between residents and the District Government. In FY20-21, the Clerk's Office accomplished a number of improvements in addition to day-to-day operations.

- Created material for the orientation of new Board and Committee Members to increase their knowledge of their District Government and applicable state laws and regulations, which has been attended by 14 new Board Members.

- Attended training with the Florida Division of Ethics that addressed electronic form filing which will greatly improve processing for Staff and Elected Officials.
- Developed a new Board Meeting schedule that regionalized locations and improved the meeting schedule.
- Developed an improved Old Business tracking system for the Boards and Committees.

DISTRICT PROPERTY MANAGEMENT



CUT COSTS OF

\$380,000

BY ELIMINATING
UNNECESSARY EXPENDITURES

REMOVAL, INSTALLATION, AND
MAINTENANCE OF OVER

1,600,000

ANNUALS EVERY QUARTER

IMPLEMENTED ANNUAL SAVINGS OF

\$82,800

BY INSTALLING EPOXY FLOORING
IN ALL GATEHOUSES

District Property Management (DPM) has been hard at work developing and implementing maintenance management plans across all six divisions — Landscape, Water Resources, Infrastructure, Town Centers, Facilities and Construction & Fire Stations. These plans establish processes to ensure sustainable growth and are used to develop, budget for and execute projects based on age, condition and maintenance history.

In 2021, DPM created plans to install outdoor fitness equipment at 8 District managed Regional Recreation Complexes, allowing more residents to the opportunity to exercise outdoors. Installation is scheduled to be completed by September 2022. Plans to construct the first Walking Trail using a unique “flexi-pave” rubberized walking surface that greatly reduces stress on the knees, feet and back is also in the works. The new Walking Trail will be located North of HWY 44 at the Black Lake Preserve. In addition, in 2021 and 2022 DPM completed swimming pool renovations, sports court resurfacing, Bocce carpet replacement and Shuffleboard renovations.

In addition to responding to thousands of service requests across multiple divisions, DPM was also busy working on numerous scheduled projects throughout the fiscal year — including the restoration and preservation of the historic Brinson-Perry House and the much-awaited First Responders Recreation Center, which is well underway. The First Responders Recreation Center is the Districts largest design, construction and development project since its inception and is on-schedule to open in Summer 2022. On top of that, in collaboration with The Villages and The Villages Woodworking Club, DPM played a significant role in the opening of the Brownwood Woodshop, the second

location of The Villages Woodworking Club.

In response to unpredictable economic fluctuations, large amounts of materials for various Capital Improvement Projects were preemptively purchased by the District at the best value possible rather than having contractors purchase the materials over the duration of the projects at a significant markup. This ensures valuable cost savings and responsible financial oversight.

A quarterly water sampling program was established by DPM in 2021 to better understand the water quality of our basins as we move further south into different types of soils. Water sample testing was performed in two different basins in District 12 and the results will determine whether installing aerators in these basins would improve overall water quality for residents.

In 2021, the DPM Infrastructure Division implemented a pilot project to install sustainable epoxy-based flooring in every gatehouse. The epoxy flooring is highly durable and does not require annual maintenance — resulting in a savings of \$3,600 per gate house annually. The use of Cured-in Place Piping (CIPP) versus full pipe replacement has saved several hundred thousand dollars and minimized the impact to residents of full pipe repair and replacement projects. CIPP is used to repair, strengthen and extend the life span of existing pipe structures by 50+ years. The perpetuity of our community continues to be a top priority for DPM.

FACILITIES DIVISION

- Vak Pak replacements (Pool Filtration System) at 2 locations.
- 3 pool renovations.
- Sports Court Resurfacing completed at 14 Tennis Courts and 8 Pickleball Courts.
- Exterior painting of 3 Recreation Centers.
- Replaced Bose Sound Systems at Savannah Regional Recreation Center and Mulberry Regional Recreation Center.
- LED lighting upgrade at 5 locations.



CONSTRUCTION DIVISION

- Installed an Air Gun Range and a Lawn Bowling facility at Rio Grande Neighborhood Recreation Center.
- Construction of new shade structure at Mulberry Grove Dog Park.
- Emergency Exit doors installed at Fire Station #45 and Exhaust Removal Systems installed at Fire Station #41, #43, #44, #45 and #51.
- Began the Design Phase of the First Responders Recreation Center.



WATER RESOURCES DIVISION

OVERSAW

- 2 pump stations repairs & rejuvenations.
- 4 pump stations roof replacements.

MAINTAINED

- 43+ acres of littoral shelf areas.
- 442 basins totaling 1502.11 acres.



INFRASTRUCTURE DIVISION

Fencing:

- Replacements – 24,488 linear feet of fencing replaced.
- Approximate cost: \$357,900.00.
- Painting – 39,222 linear feet of fencing painted.
- Approximate cost: \$45,415.00.



Roadways:

- Mill & Overlay – Milling & Overlaying was done to 115,367 square feet of roadways.
- Approximate cost: \$1,158,757.05.
- Rejuvenator – reclamite was applied to 49,717 square yards of roadways.
- Approximate cost: \$43,750.96.



Preserve Mowing:

- 1,984.70 acres of preserve mowed.
- 1,518 hours of weed whipping completed.
- 105,355 linear feet of wetland area mowed.
- Approximate cost: \$172,227.83.



Walls:

- 204,746 square feet of walls painted.
- Approximate cost: \$85,993.32.



LANDSCAPE DIVISION

The Landscape Division of DPM monitors and manages the landscape maintenance contractors to ensure they perform maintenance in an efficient, timely, cost-effective manner and in a way that meets or exceeds the contract specifications. The Landscape Division oversees the following:



Removal, installation and maintenance of more than 1.6 million annuals throughout The Villages.

The fertilization, pest control, mowing, trimming and watering of more than 40 million square feet of turf.



The fertilization, pest control, watering and trimming of nearly 20 million square feet of bed spaces.

EXECUTIVE GOLF

The Villages® Community Development Districts Executive Golf

COMPLETED

3

MAJOR GOLF COURSE RENOVATIONS

ACHIEVED A COST SAVINGS OF

\$170,765

BY MINIMIZING PROJECT COSTS

MAINTAINED

36

EXECUTIVE GOLF COURSES

The Executive Golf Course Maintenance Department has the pleasure of overseeing the care and up-keep of all 36 Executive Golf Courses in The Villages. During FY20-21, the Department focused on raising golf course maintenance standards and expectations through thorough site visits, course evaluations and meeting with residents on an individual basis to address questions, inquiries and concerns. In addition, the Executive Golf Department successfully completed 3 major Golf Course renovation projects that greatly enhanced the quality, design and sustainability of each course.

Silver Lake Executive Golf Course Renovation Project

A comprehensive renovation of the Silver Lake Executive Golf Course was successfully completed in FY20-21. This renovation project included new greens, tees, a complete re-grassing and a variety of landscape enhancements. Additionally, new Audubon areas consisting of blue bird boxes and butterfly gardens were installed. This project came in under budget for a cost savings of \$170,765.88.



Renovations included:

- New Greens
- Tees
- Fairways
- Re-Grassing
- Landscape Enhancements
- Other Modifications



EXECUTIVE GOLF

The Villages® Community Development Districts Executive Golf

Sandhill and Sweetgum Executive Golf Courses Renovation Project

A Capital Greens Renovation Project at Sandhill and Sweetgum Executive Golf Courses was successfully completed during FY20-21. This approved infrastructure project included removing old grass and soil, inspection of drainage and repairs and installation of new soil and TifEagle Bermuda grass.



Mangrove Executive Golf Course Improvements

A 300-foot long raised Timber Bridge was installed at the Mangrove Executive Golf Course to accommodate fluctuating water levels in the Evan's Prairie during storm season. The Timber Bridge is raised 18 inches and greatly improved the functionality and sustainability of the Golf Course.



HUMAN RESOURCES

The Villages® Community Development Districts Human Resources

OVERSAW

1,200+

DISTRICT EMPLOYEES

HIRED

314

NEW EMPLOYEES IN FY20-21

ASSIGNED

1450+

TRAINING COURSES TO DISTRICT EMPLOYEES

The Human Resources (HR) Department has made it their goal to foster a healthy, prosperous work environment that is always improving. To achieve this, the following practices have been put in place:

- Ensuring training is up to date, accessible, relatable and relevant to the 1200+ District employees by reviewing employee feedback and staying in touch with changes in laws and industry standards.
- Consolidating resources and cross-training wherever needed.
- Continuously reviewing and developing methods to transition to electronic processing and communication.
- Successfully balancing the needs and best interests of the HR Department, the District, residents and employees.
- Actively searching for and implementing cost-effective ideas and new software to create efficient and improve communications across the District and to external candidates seeking employment.
- Leading and assisting with employee events that improve employee morale and create memorable team building opportunities.

RISK MANAGEMENT

The Villages® Community Development Districts Risk Management

ACHIEVED COST SAVINGS OF

\$16,650

THROUGH THE TIPS PROGRAM

MONITORS

1000+

VENDORS FOR INSURANCE PURPOSES

MONITORS

900+

DISTRICT EMPLOYEE LICENSES


The Risk Management Department carefully identifies, evaluates and controls the District's exposure to risk factors and loss for the successful continuation of the District's operations. In FY20-21, the Department saw several improvements to processes and savings over the previous year.

By applying for and receiving the maximum insurance premium reimbursement for all 18+ Districts through the TIPS program — an insurance premium reimbursement

program with matching training/safety incentives — Risk Management achieved a total cost savings of \$16,650 for the District.

A new web-based service was implemented to monitor the licenses of over 900 District employees, increasing efficiency and minimizing risk exposure. Additionally, the Department monitored the required insurances for 1000+ vendors to ensure they were up to the District's standards before being allowed on District property.

PUBLIC SAFETY



SAVED

\$19,000,000

IN PROPERTY AND CONTENTS

24,552

TOTAL NUMBER OF INCIDENTS IN FY20-21

70%

OF INCIDENTS WERE MEDICAL & EMERGENCY SERVICE CALLS

The Villages Public Safety Department (VPSD) continues to strive for improvements and works hard to make a positive impact on the community. As of FY20-21, VPSD is comprised of 150 Firefighters, 6 Battalion Chiefs and 9 Fire Stations — a significant level of growth compared to where they began in 1999 with 12 Firefighter/Paramedics, 1 Fire Chief and 1 Fire Station.




On December 28, 2020, The Villages Public Safety Department welcomed Class 21-01 — the largest new hire class in VPSD history comprised of 20 Firefighter/Emergency Medical Technician's (EMTs) and 5 Firefighter/Paramedics. The class was hired as a result of a 6.52 million-dollar SAFER grant that the Department was awarded. In addition, Class 21-02 was added to the VPSD roster on March 8, 2021 and consisted of five Firefighter/EMTs. The current makeup of the Department is 61% Paramedics and 39% EMTs. VPSD held four new hire classes for firefighters this year in an effort to continue their steady expansion.



VPSD implemented the use of Power DMS® policy/document management software to make all Standard Operating Procedures (SOP) paperless and streamline the SOP creation, implementation and staff review process. This resulted in a cost savings of \$2,784.90. Additionally, VPSD Firefighters have saved a total of **over 19 million dollars** in property and contents this fiscal year. This is due to strategic station locations, enhanced staffing and efficient fire-scene operations.

FY 20/21 Incident Types	
Fires	221
Rescue & Emergency Medical Service	17,165
Hazardous Condition (No Fire)	211
Service Call	4,090
Good Intent Call	2,033
False Alarm & False Call	751
Misc.	81

PUBLIC SAFETY



Current ISO Rating

The Villages Public Safety Department is proud to have been ranked as a Class 2 Fire Department by ISO, a rare Classification among American fire departments with only 2% of fire departments in the United States obtaining this level.



PLANNING FOR THE FUTURE

On September 21, 2021, the Sumter County Board of County Commissioners voted 5-0 in favor of implementing option nine. Option nine continues fire department operations as they are by retaining both The Villages Public Safety Department (VPSD) and Sumter County Fire & EMS as separate fire departments and gives the responsibility of ambulance transport (EMS) to both fire departments. This will be a cooperative effort of both The Villages Public Safety Department and Sumter County Fire & EMS through collaboration and continued cooperation of and between both fire departments. On September 29, 2021, the Sumter County Legislative Delegation unanimously supported filing legislation to establish a Chapter 191 Independent Fire District in The Villages via Referendum.



FINANCE

The Villages® Community Development Districts Finance

SUCCESSFULLY TRANSFERRED

500

VENDORS TO ACH PAYMENTS

SUCCESSFULLY TRANSFERRED

1,200

VENDORS TO PAPERLESS BILLING

IMPLEMENTED ANNUAL SAVINGS OF

\$6,000

USING ELECTRONIC WORKFLOW

The Finance Department is responsible for providing information and solutions while responsibly and accurately managing District finances. During FY20-21, the Finance Department successfully completed the setup process for the Single Use Card program through JP Morgan, reducing the number of vendor paper checks and increasing the rebate amounts to the District. 500 vendors were successfully transitioned to ACH payments and approximately 1200 vendors to paperless AP

billing (less than 30 vendors remain in paper billing form). In addition, the Department successfully completed the year end audit preparation by December 1st — a record time. The Finance team also created an electronic workflow for all journal entries and all paperwork requiring signature; eliminating 14 desktop printers and saving an approximate \$6,000 in associated toner and paper costs annually, as well as increasing productivity.

PURCHASING

The Villages® Community Development Districts Purchasing

NEGOTIATED A COST SAVINGS OF

\$52,582

FOR THE DISTRICT

MANAGED

609

TOTAL CONTRACTS

\$981,863

UNDER BUDGET SAVINGS FROM
FORMAL SOLICITATIONS

The Purchasing Department continues to provide and maintain an excellent level of service to internal departments as well as outside vendors. In order to offer solicitations that are fair and equitable to all parties, the Department provides continuous staff training to create a detailed “Scope of Work and Intent.” The Department also focuses on acquiring firm and fixed pricing for extended contracts to increase cost savings and negotiates with vendors whenever possible. In FY20-21, the Purchasing Department attained 46 solicitations — 35 more than the previous year. The Department successfully renewed 38 agreements

between vendors with no increase in price — maintaining responsible and efficient use of District funds.

District-wide bidding was used to gain economy of scale advantages for reductions in pricing for all numbered and commercial Districts. When faced with material and labor shortages, the Purchasing Department adjusted processes and shortened term contracts in order to meet demands and maintain services. In addition, through the sale of surplus property through auction, the Purchasing Department acquired \$42,679.57 for the District.



RECREATION & PARKS

The Villages
Community Development
Recreation & Parks



CAPRA
ACCREDITED

RESIDENTS ATTENDED VOLUNTEER LED PICKLEBALL INSTRUCTIONAL CLASSES



FIT

Club

Ask about our membership options or visit DistrictGov.org for more information.

The Villages

Recreation & Parks

DistrictGov.org

COLONY COTTAGE

352-750-5282

FENNEY

352-674-8406

LAUREL MANOR

352-751-7101

MULBERRY GROVE

352-259-4242

ROHAN

352-674-8404

SEABREEZE

352-750-0237

EZELL

352-674-1859

© 2011 Villages Center Community Development District. All Rights Reserved.

RECREATION & PARKS

The Villages® Community Development Districts Recreation & Parks



The Enrichment Academy (TEA)

The Enrichment Academy (TEA) is a division of the Recreation & Parks Department that offers a variety of extra-curriculum courses to enhance and expand learning opportunities for participants. The Enrichment Academy website, TheEnrichmentAcademy.org, was successfully upgraded and redesigned to meet the needs of the growing number of participants.

THE ENRICHMENT Academy
Learn to Grow

**LEARN & GROW COURSES
REGISTER NOW!**

ONLINE REGISTRATION:
TheEnrichmentAcademy.org

IN PERSON:
Mon. - Fri. | 8:30am - 4:00pm
At Any Recreation Complex

Sat. & Sun. | 8:30am - 12:00pm at Eisenhower, La Hacienda, Lake Miona, Rohan and Everglades Recreation Complexes.

BY MAIL: 984 Old Mill Run | The Villages 32162

An all-inclusive marketing publication for TEA was designed that expanded open enrollment for the speaker series program and made registering for classes much easier.



In FY20-21, over 14,800 seats were sold for TEA. Additionally, 300+ individual courses (100+ new courses) and 800+ course sessions were offered — an increase of 33% from the previous 3 years.

The Enrichment Academy Instructor portfolio increased by 12% and 10 professional speakers were hosted, giving residents the opportunity to learn a wide variety of subjects.

The Recreation & Parks Department developed weekly education articles with the Daily Sun to promote The Enrichment Academy, its instructors and individual courses.

Projects, Renovations and Upgrades

- Rio Grande Air Gun, Croquet and Lawn Bowling Facilities — Grand Re-Opening in October of 2020.



- Hawkins Neighborhood Recreation Area — Grand Opening in November of 2020.
- Aviary Village Recreation Center — Grand Opening in December of 2020.



- St. Catherine Neighborhood Recreation Area — Grand Opening in January of 2021.
- Citrus Grove Neighborhood Recreation Area — Grand Opening in June of 2021.
- A shade structure was constructed at Mulberry Grove Dog Park in the spring of 2021.
- Tennis practice machines were added at four Village Recreation Centers — Coconut Cove, Moyer, Tierra Del Sol and Manatee.

RECREATION & PARKS

The Villages® Community Development Districts Recreation & Parks



Projects, Renovations and Upgrades

- Outdoor Fitness Equipment was installed at multiple locations.



- In July of 2021, Fenney Regional Recreation Complex received an extensive renovation.



Exciting changes were made within the Department's team of staff as well. Kacie Linton was promoted to Assistant Director and 4 graduates of the Emerging Leaders Institute were made Recreation Supervisors!



**Kacie Linton —
Assistant Director of
the Recreation &
Parks Department**

Florida Recreation & Park Association - Emerging Leaders Institute Graduates



**Sean Murray —
Recreation Supervisor**



**Andy Shpur —
Recreation Supervisor**



**Ryan Geraghty —
Recreation Supervisor**



**Chris Iannello —
Recreation Supervisor**

DISTRICT MANAGEMENT

The Villages®
Community Development Districts

SECURED AN ANNUAL SAVINGS OF

\$117,900

300,000+

ASSETS MAPPED AND ATTRIBUTED DURING PHASE I GIS DEVELOPMENT

Technology Cost Savings:

- **Recreation Center Wireless Internet Agreement** – The price schedule for the management and licensing of the wireless internet equipment at the recreation facilities was reduced, resulting in an annual savings of \$25,410.
- **Cisco Flex Plan for Hardware Support** – A three-year Cisco Flex Plan resulted in a cost reduction of \$6,000. This supports software upgrades throughout the year as well as rapid response in the event there is a hardware failure that effects the entire system.
- **Internet Bandwidth** – A reduction in cost for individual static IP Addresses resulted in an annual recurring savings of \$8,832 for internet bandwidth that supports all District operations.
- **Co-location Agreement for Servers** – The construction of a new data center by the District's technology vendor permitted servers to be consolidated and housed on a single rack, which significantly reduced the resources necessary to support the equipment. This has resulted in an annual recurring savings of \$117,900.
- **Operating System Upgrades** – More than 400 computers were upgraded to the current Windows operating system. An estimated savings of \$10,000 was achieved by performing in place upgrades of existing computers, and utilizing the downgrade license they were originally acquired with.

- **VoIP Phone Services** – The VCCDD approved a contract with Spectrum Enterprise for SIP VoIP phone services. This change in service results in a monthly savings of \$1,055, or \$12,660 annually, and a 6,000 increase in long distance minutes to accommodate future growth.
- **Security Incident and Event Management (SIEM) Server** – The District included \$45,000 in the budget for the development and operation of a SIEM Server as a security enhancement. In coordination with our technology vendor, an alternative cloud-based server was identified that is a recurring monthly expense, with no additional hardware needed. This robust alternative saves approximately \$40,000 in one-time expenses.

Technology Achievements and Projects:

- **Completion of Phase I GIS Development** – Phase I of the GIS development of utility infrastructure is complete and will be accessible for use by Staff and Contractors in the coming months. Over 300,000 assets were mapped and attributed. This includes 2,847 miles of pipe that were drawn and attributed from over 20,000 record drawings.

VILLAGE CENTER COMMUNITY DEVELOPMENT DISTRICT (VCCDD)



VCCDD FACTS

Village Center Community Development District was established pursuant to Florida Statutes Chapter 190 and the [Town of Lady Lake Ordinance No.92-06](#) on August 17, 1992. The lands that are encompassed by the District are located in the Town of Lady Lake, FL and consist of approximately 166 acres. The geographical boundary of the District is comprised of commercial properties. Maintenance of the infrastructure is provided through an annual assessment to commercial property owners based upon square footage of the benefitting properties.

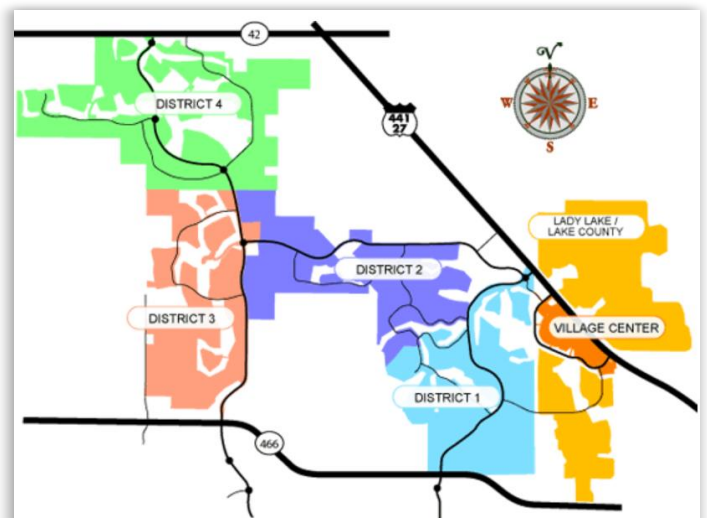
Governance of the Village Center Community Development District is accomplished by a five-member Board of Supervisors, elected biannually, as described in Chapter 190.006, Florida Statutes. Inasmuch as there are no residential properties contained within the boundaries of the Village Center Community Development District, members of the Board of Supervisors will continue to be elected by the landowners of property within the boundaries of the District.

The Village Center Community Development District does have the legal ability to provide services outside of the established geographical boundaries. Among the services provided by Village Center Community Development District to residential properties within The Villages are security, fire and emergency medical first response (non-transport) services, recreational facilities and services, water retention areas and executive golf. These services are paid for through the receipt of monthly contractual amenity fees, a fee for service, paid by each residential property within the service area of the District, as described by the Declaration of Covenants and Restrictions applying to each residential property.

District Board Meetings are held at the Savannah Regional Recreation Center in the Ashley Wilkes Room, located at 1545 Buena Vista Boulevard, The Villages, Florida.

FACTS

- Established on **August 8, 1992**
- Standard Home Sites – **5,307**
- Villa Home Sites – **386**
- Premier Home Sites – **0**
- Total Home Sites – **5,693**



VCCDD

BOARD OF SUPERVISORS



Seat 4
KELLY FLORES
CHAIR

352-753-6668
kelly.flores@districtgov.org



Seat 5
PETER EVANS
VICE CHAIR

352-775-7884
peter.evans@districtgov.org



Seat 1
BOBBY HOOPFER

352-751-3939
bobbyhoopfer@districtgov.org



Seat 2
ROBERT CHANDLER
(IV)

352-753-6790
iv.chandler@districtgov.org



Seat 3
DOUG THARP

352-750-1760
doug.tharp@districtgov.org

VCCDD FINANCIALS

BALANCE SHEET

Assets	Governmental Activities	Business-Type Activities	Total
Cash and cash equivalents	\$ 26,321,085	58,958,915	\$ 85,280,000
Accounts receivable (net)	817,391	5,691,933	6,509,324
Investments	12,380,561	58,673,284	71,053,845
Due from other governments	738,523	88,131	826,654
Prepaid items	185,247	30,060	215,307
Capital assets:			
Non-depreciable assets	1,803,937	14,280,933	16,084,870
Depreciable assets (net of accumulated depreciation)	16,662,117	90,292,274	106,954,391
Intangible assets (net of accumulated attribution)	-	110,841,509	110,841,509
Total assets	58,908,861	338,857,039	397,765,900
Deferred outflow of resources			
Deferred amount on OPEB	260,045	-	260,045
Deferred amount on debt refunding	-	3,384,339	3,384,339
Total deferred outflows	260,045	3,384,339	3,644,384
Liabilities			
Accounts payable	1,124,994	3,871,315	4,996,309
Accrued expenses	1,291,122	108,868	1,399,990
Accrued interest payable	-	3,958,444	3,958,444
Due to other governments	117,991	1,006,683	1,124,674
Unearned revenue	10,175	2,210,815	2,220,990
Total current liabilities	2,544,282	11,156,125	13,700,407
Long-term debt:			
Due within one year	237,458	10,190,000	10,427,458
Due in more than one year	2,421,507	177,525,000	179,946,507
Total long-term debt	2,658,965	187,715,000	190,373,965
Total liabilities	5,203,247	198,871,125	204,074,372
Deferred inflow of resources			
Deferred amount on debt refunding	-	3,149	3,149
Deferred amount on leases	419,232	-	419,232
Deferred amount on OPEB	58,788	-	58,788
Total deferred inflows	478,020	3,149	481,169
Net position			
Net investment in capital assets	18,466,054	31,080,905	49,546,959
Restricted for:			
Debt service	-	11,815,737	11,815,737
Special revenue purposes	15,167,792	-	15,167,792
Renewal and replacement	-	1,657,285	1,657,285
System development	-	443,512	443,512
Unrestricted	19,853,793	98,369,665	118,223,458
Total net position	\$ 53,487,639	143,367,104	\$ 196,854,743

VCCDD FINANCIALS

STATEMENT OF ACTIVITIES

Functions/Programs	Expenses	Program Revenues			Net (expense) revenue and changes in net assets		
		Charges for services	Operating grants and contributions	Capital grants and contributions	Governmental activities	Business-type activities	Total
Governmental activities:							
General government	\$ 9,845,038	35,291,691	65,830	-	25,512,483	-	25,512,483
Public safety	24,753,760	22,297,318	1,337,810	-	(1,118,632)	-	(1,118,632)
Physical environment	4,744,054	-	-	-	(4,744,054)	-	(4,744,054)
Recreation	10,107,713	-	-	-	(10,107,713)	-	(10,107,713)
Depreciation (unallocated)	1,504,857	-	-	-	(1,504,857)	-	(1,504,857)
Total governmental activities	50,955,422	57,589,009	1,403,640	-	8,037,227	-	8,037,227
Business-type activities:							
General government	3,974,257	-	-	-	-	(3,974,257)	(3,974,257)
Public safety	1,993,709	-	-	-	-	(1,993,709)	(1,993,709)
Physical environment	16,421,399	19,780,738	-	18,344	-	3,377,683	3,377,683
Recreation	8,558,173	44,090,665	-	-	-	35,532,492	35,532,492
Interest on long term debt	8,952,679	-	-	-	-	(8,952,679)	(8,952,679)
Depreciation (unallocated)	6,255,677	-	-	-	-	(6,255,677)	(6,255,677)
Amortization expense	5,924,645	-	-	-	-	(5,924,645)	(5,924,645)
Total business-type activities	52,080,539	63,871,403	-	18,344	-	11,809,208	11,809,208
Total primary government	\$ 103,035,961	121,460,412	1,403,640	18,344	8,037,227	11,809,208	19,846,435
General revenues:							
Investment earnings					\$ 669,487	1,429,041	2,098,528
Gain on sale of property and leased vehicles					103,656	-	103,656
Contributions and donations from private sources					-	-	-
Total general revenues					773,143	1,429,041	2,202,184
Change in net position					8,810,370	13,238,249	22,048,619
Net position, beginning					44,677,269	130,128,855	174,806,124
Net position, ending					\$ 53,487,639	143,367,104	196,854,743

SUMTER LANDING COMMUNITY DEVELOPMENT DISTRICT (SLCDD)



SLCDD FACTS

Sumter Landing Community Development District was established pursuant to Florida Statutes Chapter 190 and Sumter County Ordinance No.02-06 on March 19, 2002. The lands that are encompassed by the District are located in the Sumter County, FL and consist of approximately 432 acres. The geographical boundary of the District is comprised of commercial properties. Maintenance of the infrastructure is provided through an annual assessment to commercial property owners based upon square footage of the benefitting properties.

Governance of the Sumter Landing Community Development District is accomplished by a five-member Board of Supervisors, elected biannually, as described in Chapter 190.006, Florida Statutes. Inasmuch as there are no residential properties contained within the boundaries of the Sumter Landing Community Development District, members of the Board of Supervisors will continue to be elected by the landowners of property within the boundaries of the District.

The Sumter Landing Community Development District does have the legal ability to provide services outside of the established geographical boundaries. Among the services provided to residential properties within The Villages are security, fire and emergency medical first response (non-transport) services, recreational facilities and services, water retention areas, and executive golf. These services are paid for through the receipt of monthly contractual amenity fees, a fee for service, paid by each residential property within the service area of the District, as described by the Declaration of Covenants and Restrictions applying to each residential property.

District Board Meetings are held at the Seabreeze Regional Recreation Center located at 2384 Buena Vista Boulevard. Audio recordings of Board meetings, workshops or public hearings are available for purchase per Florida Statute 119.07 through the District Clerk for \$1.00 per CD requested. Residents may also arrange to listen to audio recordings at the District office. Please call 352-751-3939 for requests or information.



SLCDD

BOARD OF SUPERVISORS



Seat 4

MIKE BERNING
CHAIR

352-753-2270

mike.berning@districtgov.org



Seat 1

JOSEPH NISBETT
VICE CHAIR

407-421-2015

joseph.nisbett@districtgov.org



Seat 2

RANDY McDANIEL

352-259-2350

randy.mcdaniel@districtgov.org



Seat 3

BRAD BROWN

352-753-6778

brad.brown@districtgov.org



Seat 5

GERRY LACHNICHT

352-751-2199

gerry.lachnicht@districtgov.org

SLCDD FINANCIALS

BALANCE SHEET

	Governmental Activities	Business-type Activities	Total
Assets			
Cash and cash equivalents	\$ 4,481,554	\$ 67,935,728	\$ 72,417,282
Investments	7,987,843	26,544,086	34,531,929
Accounts receivable (net)	10,903	5,163,529	5,174,432
Due from other governments	53	2,229,870	2,229,923
Prepaid expenses	-	108,450	108,450
Accrued Interest Receivable	-	1,171	1,171
Internal balances (net)	3,359	(3,359)	-
Capital assets:			
Non-depreciable assets	3,846,714	13,555,949	17,402,663
Depreciable assets (net of depreciation)	26,903,626	181,660,842	208,564,468
Intangible assets (net of accumulated amortization)	-	136,549,578	136,549,578
Total assets	<u>43,234,052</u>	<u>433,745,844</u>	<u>476,979,896</u>
Deferred outflows of resources			
Deferred charges on refunding	-	808,229	808,229
Total assets and deferred outflows of resources	<u>43,234,052</u>	<u>434,554,073</u>	<u>477,788,125</u>
Liabilities			
Accounts payable	2,613,239	2,788,941	5,402,180
Accrued expenses	-	7,577	7,577
Accrued interest payable	-	7,742,434	7,742,434
Unearned revenue	-	4,188,524	4,188,524
Due to other governments	98,981	660,458	759,439
Due to developer for amenity fees	-	64,739	64,739
Long-term debt:			
Due within one year	-	8,035,000	8,035,000
Due in more than one year	-	366,070,000	366,070,000
Total liabilities	<u>2,712,220</u>	<u>389,557,673</u>	<u>392,269,893</u>
Net Position			
Net investment in capital assets	30,750,340	(41,530,402)	(10,780,062)
Restricted for:			
Debt service	-	8,585,310	8,585,310
Renewal and replacement	-	1,424,675	1,424,675
Unrestricted	9,771,492	76,516,817	86,288,309
Total net position	<u>\$ 40,521,832</u>	<u>\$ 44,996,400</u>	<u>\$ 85,518,232</u>

SLCDD FINANCIALS

STATEMENT OF ACTIVITIES

Functions/Programs	Expenses	Program revenues			Net (expense) revenue and changes in net assets		
		Charges for services	Operating grants and contributions	Capital grants and contributions	Governmental activities	Business-type activities	Total
Governmental activities:							
Physical environment	\$ 16,440,698	15,545,935	193,872	-	(700,891)	-	(700,891)
Depreciation (unallocated)	1,284,732	-	-	-	(1,284,732)	-	(1,284,732)
Total governmental activities	17,725,430	15,545,935	193,872	-	(1,985,623)	-	(1,985,623)
Business-type activities:							
General government services	26,370,399	71,987,519	-	-	-	45,617,120	45,617,120
Public safety	4,350,927	428,504	-	-	-	(3,922,423)	(3,922,423)
Physical environment	15,074,393	-	-	-	-	(15,074,393)	(15,074,393)
Culture/recreation	18,861,824	4,069,860	-	-	-	(14,791,964)	(14,791,964)
Depreciation (unallocated)	7,222,521	-	-	-	-	(7,222,521)	(7,222,521)
Total business-type activities	71,880,064	76,485,883	-	-	-	4,605,819	4,605,819
Total primary government	\$ 89,605,494	92,031,818	193,872	-	(1,985,623)	4,605,819	2,620,196
General revenues:							
Investment earnings					392,082	1,409,751	1,801,833
Sale of surplus					—	6,374	6,374
Total general revenues					392,082	1,416,125	1,808,207
Change in net position					(1,593,541)	6,021,944	4,428,403
Net position – beginning					42,115,373	38,974,456	81,089,829
Net position – ending					\$ 40,521,832	44,996,400	85,518,232

BROWNWOOD COMMUNITY DEVELOPMENT DISTRICT (BCDD)



BCDD FACTS

Brownwood Community Development District was established pursuant to Florida Statutes Chapter 190 and the [City of Wildwood Ordinance O2012-20](#) on June 25, 2012. The lands that are encompassed by the District are located in the City of Wildwood, FL and consist of approximately 239 acres. The geographical boundary of the District is comprised of commercial properties.

Maintenance of the infrastructure is provided through an annual assessment to commercial property owners based upon square footage of the benefitting properties.

Governance of the Brownwood Community Development District is accomplished by a five-member Board of Supervisors, elected biannually, as described in Chapter 190.006, Florida Statutes. Inasmuch as there are no residential properties contained within the boundaries of the Brownwood Community Development District, members of the Board of Supervisors will continue to be elected by the landowners of property within the boundaries of the District.

District Board Meetings are held at the Seabreeze Regional Recreation Center located at 2384 Buena Vista Boulevard.



BCDD

BOARD OF SUPERVISORS



Seat 3
LESTER COGGINS
CHAIR

352-365-1470
lester.coggins@districtgov.org



Seat 2
JIM SPRUNG
VICE CHAIR

352-753-1119
jim.sprung@districtgov.org



Seat 1
CHAD RITCH

352-753-6668
chad.ritch@districtgov.org



Seat 4
KEN STOFF

352-205-2909
ken.stoff@districtgov.org



Seat 5
GERRY ANDREWS

352-753-2270
gerry.andrews@districtgov.org

BCDD FINANCIALS


BALANCE SHEET

		Governmental Activities
Assets		
Cash and cash equivalents	\$	2,129,394
Investments		1,524,773
Due from other governments		5,069
Accounts receivable		2,283
Capital assets:		
Non-depreciable assets		1,786,943
Depreciable assets (net of accumulated depreciation)		10,955,663
Total assets		<u>16,404,125</u>
Liabilities		
Accounts payable		126,576
Accrued expenses		32
Due to other governments		8,382
Total liabilities		<u>134,990</u>
Net position		
Net investment in capital assets		12,742,606
Unrestricted		3,526,529
Total net position	\$	<u>16,269,135</u>

STATEMENT OF ACTIVITIES

Functions/Programs	Expenses	Program revenues			Net (expense) revenue and changes in net assets	
		Charges for services	Operating grants and contributions	Capital grants and contributions	Governmental activities	Total
Governmental activities:						
General government	\$ 3,199	-	-	-	(3,199)	(3,199)
Physical environment	1,338,760	1,663,219	-	272,948	597,407	597,407
Depreciation (unallocated)	399,311	-	-	-	(399,311)	(399,311)
Total governmental activities	\$ 1,741,270	1,663,219	-	272,948	194,897	194,897
General revenues:						
Miscellaneous revenue					33,157	33,157
Investment earnings					71,813	71,813
Total general revenues					104,970	104,970
Change in net position					299,867	299,867
Net position – beginning					15,969,268	15,969,268
Net position – ending					\$ 16,269,135	16,269,135

NORTH SUMTER COUNTY UTILITY DEPENDENT DISTRICT (NSCUDD)



NSCUDD FACTS

The North Sumter County Utility Dependent District (NSCUDD) was established pursuant to Chapter 189 of Florida State Statutes and Sumter County Ordinance 2010-10 on July 15, 2010.

Amended Sumter County Ordinances:

[Sumter County Amended Ordinance 2010-20](#)

[Sumter County Amended Ordinance 2012-14](#)

[Sumter County Amended Ordinance 2012-17](#)

NSCUDD consists of a seven-member Board of Directors representing Districts 5-10 and one at large seat. The members are elected by registered voters residing in Districts 5-10.

NSCUDD is the water, wastewater and non-potable irrigation water service providers to properties within District's 5 – 11 and is also the provider of the solid waste sanitation services for the Marion, Sumter, and Fruitland Park portions of The Villages. In addition, the services are provided to Sumter Landing and Brownwood.

As a governmental entity in the State of Florida, the North Sumter County Utility Dependent District is held to the same high standards as cities and counties as it pertains to Sunshine Law, Public Records Law, Financial Reporting and Financial Disclosure Laws. Additionally, the Board of Supervisors adheres to Florida Statute Chapter 112, Part III - Code of Ethics for Public Officers and Employees.

Village Community Development Districts 1-11 located in Sumter County, Marion County & The Villages of Fruitland Park:

Effective December 27, 2012 The North Sumter County Utility Dependent District (NSCUDD) became the provider of the solid waste sanitation services for the Marion and Sumter County portion of The Villages located in VCDD Nos. 1 through 10 when it purchased Sumter Sanitation. Sumter Sanitation also provides services to VCDD No. 11 in Lake County. The Sumter Sanitation services are contracted through CH2M HILL/Jacobs.

District Board Meetings are held at the Seabreeze Regional Recreation Center located at 2384 Buena Vista Boulevard. Audio recordings of Board meetings, workshops or public hearings are available for purchase per Florida Statute 119.07 through the District Clerk for \$1.00 per CD requested. Residents may also arrange to listen to audio recordings at the District office. Please call 352-751-3939 for requests or information.

NSCUDD

BOARD OF SUPERVISORS



Seat 4

DOMINIC BERARDI
CHAIR

727-967-2125

dominic.berardi@districtgov.org



Seat 7

DIANE SPENCER
VICE CHAIR

352-753-7455

diane.spencer@districtgov.org



Seat 1

NICOLAS HEMES

386-984-7979

nicolas.hemes@districtgov.org



Seat 2

LISA JOHNSON

901-457-9181

lisa.johnson@districtgov.org



Seat 3

THOMAS HOSKEN

352-750-1760

tom.hosken@districtgov.org



Seat 5

MATTHEW FRIEDLAND

352-633-5306

matt.friedland@districtgov.org



Seat 6

RICHARD RADEMACHER

352-661-5576

rick.rademacher@districtgov.org

NSCUDD FINANCIALS

STATEMENT OF REVENUES, EXPENSES AND CHANGES IN FUND NET POSITION

	North Sumter Utility	Sumter Sanitation	Sumter Utility	NSCUDD Total
Operating revenues:				
Charges for services:				
Water revenue	\$ 4,665,521	-	2,674,107	7,339,628
Sewer revenue	7,911,482	-	5,126,106	13,037,588
Irrigation revenue	10,621,474	-	-	10,621,474
Solid waste revenue	-	15,533,071	-	15,533,071
Rents and royalties	221,092	8,640	62,886	292,618
Miscellaneous revenue	162,730	18,114	148,228	329,072
Total operating revenues	23,582,299	15,559,825	8,011,327	47,153,451
Operating expenses:				
Contractual operation and maintenance services	3,012,641	10,519,411	1,274,830	14,806,882
General and administrative services	1,371,677	317,422	647,281	2,336,380
Utility services	999,636	3,255	402,801	1,405,692
Repair and maintenance services	398,916	4,350	172,100	575,366
Insurance, casualty and liability	238,074	-	92,198	330,272
Meter and operating supplies	364,859	-	47,657	412,516
Depreciation expense	5,210,210	12,456	1,367,532	6,590,198
Amortization expense	1,365,403	1,844,361	830,938	4,040,702
Total operating expenses	12,961,416	12,701,255	4,835,337	30,498,008
Operating income	10,620,883	2,858,570	3,175,990	16,655,443
Non-operating revenue (expenses):				
Investment income	835,530	91,613	12,030	939,173
Interest expense	(5,055,378)	(2,376,676)	(3,610,822)	(11,042,876)
Sale of surplus materials and scrap	10,500	-	-	10,500
Total non-operating revenue (expenses)	(4,209,348)	(2,285,063)	(3,598,792)	(10,093,203)
Change in net position	6,411,535	573,507	(422,802)	6,562,240
Total net position, beginning	8,339,923	(1,165,188)	(178,405)	6,996,330
Total net position, ending	\$ 14,751,458	(591,681)	(601,207)	13,558,570

NSCUDD FINANCIALS

STATEMENT OF NET POSITION

Assets	North Sumter Utility	Sumter Sanitation	Central Sumter Utility	NSCUDD Total
Current assets:				
Cash and cash equivalents	\$ 28,506,492	1,161,889	3,048,590	32,716,971
Restricted cash and cash equivalents	6,176,453	2,536,768	2,390,216	11,103,437
Investments	17,628,803	1,451,572	467,296	19,547,671
Accounts receivable, net	2,738,767	1,211,145	821,640	4,771,552
Due from other governments	4,913	77,662	-	82,575
Due from other funds	-	180,946	-	180,946
Accrued interest receivable and prepaids	5,013	452	2,255	7,720
Total current assets	55,060,441	6,620,434	6,729,997	68,410,872
Non-current assets:				
Restricted cash and cash equivalents	1,005,416	3,934,303	1,489,463	6,429,182
Capital assets:				
Non depreciable assets	1,047,011	537,243	50,069	1,634,323
Depreciable assets (net of accumulated depreciation)	80,328,255	984,002	66,918,339	148,230,596
Bond insurance costs (net of accumulated amortization)	-	-	166,480	166,480
Intangible assets (net of accumulated amortization)	25,452,695	38,824,903	27,406,981	91,684,579
Total non-current assets	107,833,377	44,280,451	96,031,332	248,145,160
Total assets	162,893,818	50,900,885	102,761,329	316,556,032
Deferred outflows of resources				
Deferred amount on refunding	4,777,542	-	-	4,777,542
Liabilities				
Current liabilities:				
Accounts payable	900,804	912,846	318,486	2,132,136
Accrued expenses and other current liabilities	24,338	-	668,937	693,275
Accrued interest payable	3,085,252	1,202,376	2,064,625	6,352,253
Due to other governments	848,783	-	437,807	1,286,590
Due to other funds	118,041	-	62,905	180,946
Utility guarantee deposit	-	17,414	-	17,414
Unearned revenue	-	675,373	-	675,373
Current installments of revenue bonds payable	2,970,000	1,250,000	225,000	4,445,000
Total current liabilities	7,947,218	4,058,009	3,777,760	15,782,987
Non-current liabilities:				
Revenue bonds payable	144,972,684	47,434,557	99,584,776	291,992,017
Total non-current liabilities	144,972,684	47,434,557	99,584,776	291,992,017
Total liabilities	152,919,902	51,492,566	103,362,536	307,775,004
Net position				
Net investment in capital assets	(40,109,307)	(4,404,106)	(3,763,521)	(48,276,934)
Restricted for:				
Debt service	3,091,200	1,334,392	310,668	4,736,260
Renewal and replacement	446,960	-	-	446,960
Unrestricted	51,322,605	2,478,033	2,851,646	56,652,284
Total net position	\$ 14,751,458	(591,681)	(601,207)	13,558,570

WILDWOOD UTILITY DEPENDENT DISTRICT (WUDD)



WUDD FACTS

The Wildwood Utility Dependent District (WUDD) was established pursuant to Chapter 189 of Florida State Statutes and the City of Wildwood Ordinance O2021-16 on March 22, 2021.

WUDD consists of a five-member Board of Supervisors, serving in staggered terms. The initial members of the Board were appointed by the City of Wildwood and will subsequently be elected by qualified electors following expiration of the terms of office.

As a governmental entity in the State of Florida, the Wildwood Utility Dependent District is held to the same high standards as cities and counties as it pertains to Sunshine Law, Public Records Law, Financial Reporting and Financial Disclosure Laws. Additionally, the Board of Supervisors adheres to Florida Statute Chapter 112, Part III - Code of Ethics for Public Officers and Employees.

District Board Meetings are held at the Everglades Regional Recreation Complex at 5497 Marsh Bend Trail, The Villages, Florida. Audio recordings of Board meetings, workshops or public hearings are available for purchase per Florida Statute 119.07 through the District Clerk for \$1.00 per CD requested. Residents may also arrange to listen to audio recordings at the District office. Please call 352-751-3939 for requests or information.



WUDD

BOARD OF SUPERVISORS



Seat 5
ROGER KASS
CHAIR

352-408-7721
roger.kass@districtgov.org



Seat 2
VACANT

352-751-3939
WUDDBoard@districtgov.org



Seat 3
BRUNO FALVO

352-751-3939
bruno.falvo@districtgov.org



Seat 4
COLLEEN HALSTEAD

352-406-9055
colleen.halstead@districtgov.org



Seat 1
**EDNA SANTANA-
WALES**

407-670-4153
edna.santana-wales@districtgov.org

DISTRICT 1



DISTRICT 1 FACTS

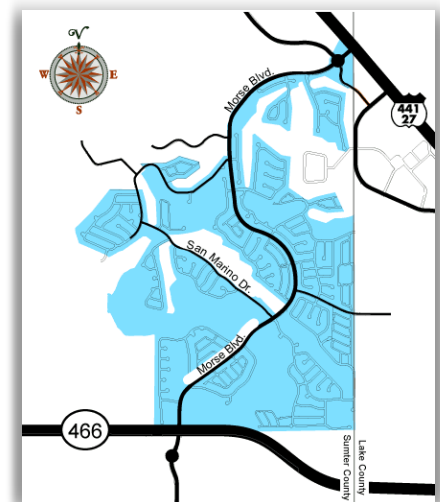
Village Community Development District No. 1 was established pursuant to the provisions of Florida Statutes Chapter 190 and Sumter County Ordinance 92-2 on February 18, 1992. The lands that are encompassed by the District are located in Sumter County and consist of approximately 998 acres. In order to provide infrastructure services, the District issued Special Assessment Revenue Bonds. The proceeds of these bonds were used to construct improvements within the District which consists of roadway improvements, landscaping, open areas, streetlights, multi-modal paths, master drainage systems and a water and waste water distribution and collection service system. The bonds are supported by assessments that are levied upon the benefiting properties. In addition to the bond assessment for construction of the infrastructure, there is an annual maintenance assessment to provide for the services and ongoing maintenance and administration. Each homeowner may prepay the bond assessment against their property at any time; however, the maintenance assessment is ongoing and determined at the annual budget hearings by your Board of Supervisors.

Since 2000, all supervisors in District No. 1 have been elected by 'qualified electors' (registered voters) residing in the District. They are elected on a non-partisan basis on the general election ballot.

District Board Meetings are held at the Savannah Regional Recreation Center in the Ashley Wilkes Room, located at 1545 Buena Vista Boulevard, The Villages, Florida. Audio recordings of Board meetings, workshops or public hearings are available for purchase per Florida Statute 119.07 through the District Clerk for \$1.00 per CD requested. Residents may also arrange to listen to audio recordings at the District office. Please call 352-751-3939 for requests or information.

FACTS

- Established on **February 18, 1992**
- Amended District –
 - **July 5, 1994**
 - **January 14, 1997**
- Total Acres – **998**
- Standard Home Sites – **2,282**
- Villa Home Sites – **1,138**
- Premier Home Sites – **0**
- Total Home Sites – **3,420**



DISTRICT 1

BOARD OF SUPERVISORS



Seat 1
KATHY PORTER
CHAIR

352-259-8196
kathy.porter@districtgov.org



Seat 4
BILL JENNESS
VICE CHAIR

352-750-1186
bill.jenness@districtgov.org



Seat 2
ELLEN CORA

352-750-0167
ellen.cora@districtgov.org



Seat 3
JUDY BIEBESHEIMER

352-205-2909
judy.biebesheimer@districtgov.org



Seat 5
ROCKY HYDER

828-674-4027
rocky.hyder@districtgov.org

DISTRICT 1 FINANCIALS

BALANCE SHEET

		<u>General</u>
Assets:		
Cash and cash equivalents	\$	691,830
Investments		1,852,039
Due from other governments		<u>340</u>
Total assets		<u><u>2,544,209</u></u>
Liabilities:		
Accounts payable		81,899
Due to other governments		<u>9,997</u>
Total liabilities		<u>91,896</u>
Fund balances:		
Committed for renewal and replacement		1,155,613
Unassigned		<u>1,296,700</u>
Total fund balances		<u>2,452,313</u>
Total liabilities, deferred inflows and fund balances	\$	<u><u>2,544,209</u></u>

STATEMENT OF ACTIVITIES

					Net (expense) revenue and changes in net assets	
Functions/Programs	Expenses	Program revenues			Governmental activities	Total
		Charges for services	Operating grants and contributions	Capital grants and contributions		
Governmental activities:						
General government services	\$ 292,002	1,090,840	-	-	798,838	798,838
Other physical environment	500,557	-	-	-	(500,557)	(500,557)
Transportation	42,506	-	-	-	(42,506)	(42,506)
Depreciation (unallocated)	707,341	-	-	-	(707,341)	(707,341)
Total governmental activities	\$ 1,542,406	1,090,840	-	-	(451,566)	(451,566)
General revenue:						
Other revenues					\$ 1,067	1,067
Investment earnings					63,830	63,830
Total general revenues					64,897	64,897
Change in net position					(386,669)	(386,669)
Net position – beginning					15,193,433	15,193,433
Net position – ending					\$ 14,806,764	14,806,764

DISTRICT 2



DISTRICT 2 FACTS

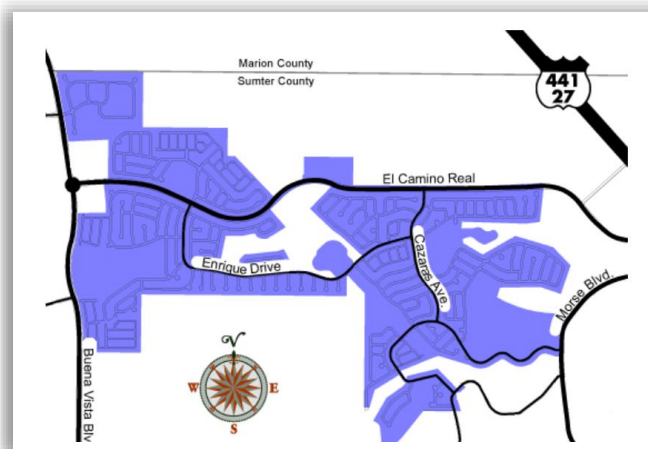
Village Community Development District No. 2 was established pursuant to the provisions of Florida Statutes Chapter 190 and Sumter County Ordinance 96-12 on May 14, 1996. The lands that are encompassed by the District are located in Sumter County and consist of approximately 989 acres. In order to provide infrastructure services, the District issued Special Assessment Revenue Bonds. The proceeds of these bonds were used to construct improvements within the District which consists of roadway improvements, landscaping, open areas, streetlights, multi-modal paths, master drainage systems and a water and waste water distribution and collection service system. The bonds are supported by assessments that are levied upon the benefiting properties. In addition to the bond assessment for construction of the infrastructure, there is an annual maintenance assessment to provide for the services and ongoing maintenance and administration. Each homeowner may prepay the bond assessment against their property at any time; however, the maintenance assessment is ongoing and determined at the annual budget hearings by your Board of Supervisors.

Since 2004, all supervisors in District No. 2 have been elected by 'qualified electors' (registered voters) residing in the District. They are elected on a non-partisan basis on the general election ballot.

District Board Meetings are held at the Savannah Regional Recreation Center in the Ashley Wilkes Room, located at 1545 Buena Vista Boulevard, The Villages, Florida. Audio recordings of Board meetings, workshops or public hearings are available for purchase per Florida Statute 119.07 through the District Clerk for \$1.00 per CD requested. Residents may also arrange to listen to audio recordings at the District office. Please call 352-751-3939 for requests or information.

FACTS

- Established on **May 14, 1996**
- Amended District –
 - **May 27, 1997**
 - **January 27, 1998**
- Total Acres – **989.6**
- Standard Home Sites – **2,756**
- Villa Home Sites – **846**
- Premier Home Sites – **66**
- Total Home Sites – **3,668**



DISTRICT 2

BOARD OF SUPERVISORS



Seat 4
DENNIS RICHARDS

352-751-3939
dist2board@districtgov.org



Seat 5
BARTON ZOELLNER
VICE CHAIR

352-406-6966
barton.zoellner@districtgov.org



Seat 1
TOM SWIERS

847-951-2230
tom.swiers@districtgov.org



Seat 2
JIM CIPOLLONE

484-431-2541
jim.cipollone@districtgov.org



Seat 3
CANDY GINNS

978-790-1347
candy.ginns@districtgov.org

DISTRICT 2 FINANCIALS

BALANCE SHEET

		<u>General</u>
Assets:		
Cash and cash equivalents	\$	258,089
Investments		1,773,766
Accounts receivable		37
Due from other governments		3,246
Total assets		<u>2,035,138</u>
Liabilities:		
Accounts payable		72,326
Due to other governments		3,190
Total liabilities		<u>75,516</u>
Fund balances:		
Restricted for capital improvements		87,692
Committed for renewal and replacement		1,003,442
Unassigned		868,488
Total fund balances		<u>1,959,622</u>
Total liabilities and fund balances	\$	<u>2,035,138</u>

STATEMENT OF ACTIVITIES

		Program revenues			Net (expense) revenue and changes in net assets	
		Charges	Operating grants	Capital grants	Governmental	
Functions/Programs	Expenses	for services	and contributions	and contributions	activities	Total
Governmental activities:						
General government services	\$ 318,608	1,113,403	-	-	794,795	794,795
Physical Environment	629,982	-	-	-	(629,982)	(629,982)
Transportation	26,285	-	-	-	(26,285)	(26,285)
Depreciation (unallocated)	408,312	-	-	-	(408,312)	(408,312)
Total governmental activities	<u>\$ 1,383,187</u>	<u>1,113,403</u>	<u>-</u>	<u>-</u>	<u>(269,784)</u>	<u>(269,784)</u>
General revenue:						
Other revenues					\$ 1,220	1,220
Investment earnings					74,726	74,726
Total general revenues					<u>75,946</u>	<u>75,946</u>
Change in net position					(193,838)	(193,838)
Net position – beginning					10,426,651	10,426,651
Net position – ending					<u>\$ 10,232,813</u>	<u>10,232,813</u>

DISTRICT 3



DISTRICT 3 FACTS

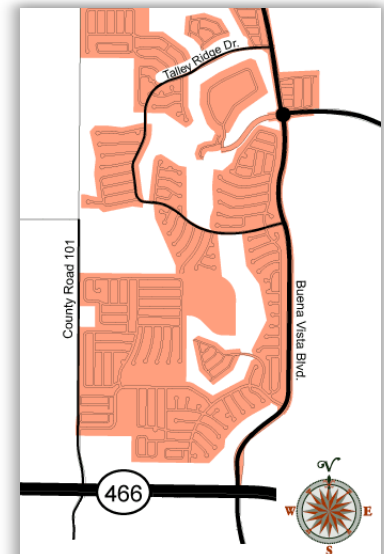
Village Community Development District No. 3 was established pursuant to the provisions of Florida Statutes Chapter 190 and Sumter County Ordinance 98-10 on May 12, 1998. The lands that are encompassed by the District are located in Sumter County and consist of approximately 894 acres. In order to provide infrastructure services, the District issued Special Assessment Revenue Bonds. The proceeds of these bonds were used to construct improvements within the District which consists of roadway improvements, landscaping, open areas, streetlights, multi-modal paths, master drainage systems and a water and waste water distribution and collection service system. The bonds are supported by assessments that are levied upon the benefiting properties. In addition to the bond assessment for construction of the infrastructure, there is an annual maintenance assessment to provide for the services and ongoing maintenance and administration. Each homeowner may prepay the bond assessment against their property at any time; however, the maintenance assessment is ongoing and determined at the annual budget hearings by your Board of Supervisors.

Since 2004, all supervisors in District No. 3 have been elected by 'qualified electors' (registered voters) residing in the District. They are elected on a non-partisan basis on the general election ballot.

District Board Meetings are held at the Savannah Regional Recreation Center in the Ashley Wilkes Room, located at 1545 Buena Vista Boulevard, The Villages, Florida. Audio recordings of Board meetings, workshops or public hearings are available for purchase per Florida Statute 119.07 through the District Clerk for \$1.00 per CD requested. Residents may also arrange to listen to audio recordings at the District office. Please call 352-751-3939 for requests or information.

FACTS

- Established on **May 12, 1998**
- Amended District –
 - **June 30, 1998**
 - **December 15, 1998**
 - **December 12, 2000**
 - **August 27, 2002**
- Total Acres – **894.3**
- Standard Home Sites – **2,948**
- Villa Home Sites – **761**
- Premier Home Sites – **53**
- Total Home Sites – **3,762**



DISTRICT 3

BOARD OF SUPERVISORS




Seat 2
BILL RAY
CHAIR

352-753-5050
bill.ray@districtgov.org



Seat 5
GAIL LAZENBY
VICE CHAIR

352-750-1465
gail.lazenby@districtgov.org



Seat 1
STEFFAN FRANKLIN

732-713-6263
steffan.franklin@districtgov.org



Seat 3
TERRY BIDDLE

330-421-1123
terry.biddle@districtgov.org



Seat 4
TILMAN DEAN

352-259-5692
tilman.dean@districtgov.org

DISTRICT 3 FINANCIALS

BALANCE SHEET

	General	Debt Service	Total
Assets:			
Cash and cash equivalents	\$ 424,856	81,021	505,877
Investments	1,823,538	-	1,823,538
Due from other funds	-	3,464	3,464
Other accounts receivable and accrued interest receivable	150	5	155
Assessments receivable	-	2,157,818	2,157,818
Total assets	2,248,544	2,242,308	4,490,852
Liabilities:			
Accounts payable	80,571	-	80,571
Due to other governments	5,503	-	5,503
Due to other funds	3,464	-	3,464
Total liabilities	89,538	-	89,538
Deferred inflows of resources:			
Unavailable special assessment revenue	-	2,157,818	2,157,818
Fund balances:			
Restricted for debt service	-	84,490	84,490
Restricted for capital improvements	4,084	-	4,084
Committed for renewal and replacement	709,668	-	709,668
Unassigned	1,445,254	-	1,445,254
Total fund balances	2,159,006	84,490	2,243,496
Total liabilities and fund balances	\$ 2,248,544	2,242,308	4,490,852

STATEMENT OF ACTIVITIES

Functions/Programs	Expenses	Program revenues			Net (expense) revenue and changes in net assets	
		Charges for services	Operating grants and contributions	Capital grants and contributions	Governmental activities	Total
Governmental activities:						
General government services	\$ 327,377	1,433,912	-	-	1,106,535	1,106,535
Physical environment	773,225	-	-	-	(773,225)	(773,225)
Transportation	23,694	-	-	-	(23,694)	(23,694)
Interest on long-term debt	72,048	-	-	-	(72,048)	(72,048)
Depreciation (unallocated)	683,201	-	-	-	(683,201)	(683,201)
Total governmental activities	\$ 1,879,545	1,433,912	-	-	(445,633)	(445,633)
General revenue:						
Other revenues					3,104	3,104
Investment earnings					67,755	67,755
Total general revenues					70,859	70,859
Change in net position					(374,774)	(374,774)
Net position – beginning					16,622,364	16,622,364
Net position – ending					\$ 16,247,590	16,247,590

DISTRICT 4



DISTRICT 4 FACTS

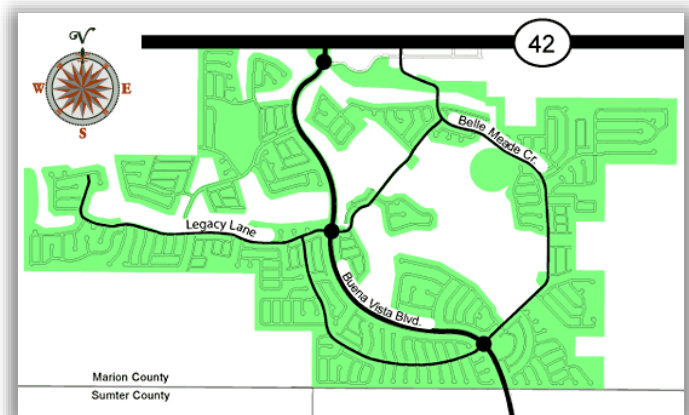
Village Community Development District No. 4 was established pursuant to the provisions of Florida Statutes Chapter 190 and Marion County Ordinance 00-06 on March 7, 2000. The lands that are encompassed by the District are located in Marion County and consist of approximately 1186 acres. In order to provide infrastructure services, the District issued Special Assessment Revenue Bonds. The proceeds of these bonds were used to construct improvements within the District which consists of roadway improvements, landscaping, open areas, streetlights, multi-modal paths, master drainage systems and a water and waste water distribution and collection service system. The bonds are supported by assessments that are levied upon the benefiting properties. In addition to the bond assessment for construction of the infrastructure, there is an annual maintenance assessment to provide for the services and ongoing maintenance and administration. Each homeowner may prepay the bond assessment against their property at any time; however, the maintenance assessment is ongoing and determined at the annual budget hearings by your Board of Supervisors.

Since 2008, all supervisors in District No. 4 have been elected by 'qualified electors' (registered voters) residing in the District. They are elected on a non-partisan basis on the general election ballot.

District Board Meetings are held at the Savannah Regional Recreation Center in the Ashley Wilkes Room, located at 1545 Buena Vista Boulevard, The Villages, Florida. Audio recordings of Board meetings, workshops or public hearings are available for purchase per Florida Statute 119.07 through the District Clerk for \$1.00 per CD requested. Residents may also arrange to listen to audio recordings at the District office. Please call 352-751-3939 for requests or information.

FACTS

- Established on **March 7, 2000**
- Amended District –
 - **September 4, 2001**
 - **November 20, 2001**
 - **October 15, 2002**
- Total Acres – **1,253.5**
- Standard Home Sites – **3,524**
- Villa Home Sites – **1,797**
- Premier Home Sites – **111**
- Total Home Sites – **5,432**



DISTRICT 4

BOARD OF SUPERVISORS



Seat 3

JIM MURPHY
CHAIR

352-259-1581

jim.murphy@districtgov.org



Seat 1

CLIFF WEINER
VICE CHAIR

352-250-2073

cliff.weiner@districtgov.org



Seat 2

CARY STERNBERG

352-250-5517

cary.sternberg@districtgov.org



Seat 4

MARK HAYES

352-250-7807

mark.hayes@districtgov.org



Seat 5

DON DEAKIN

352-750-5395

don.deakin@districtgov.org

DISTRICT 4 FINANCIALS

BALANCE SHEET

	<u>General</u>	<u>Debt Service</u>	<u>Capital Projects</u>	<u>Total</u>
Assets:				
Cash and cash equivalents	\$ 1,233,724	496,156	-	1,729,880
Investments	2,904,173	-	-	2,904,173
Due from other governments	480	-	-	480
Accounts receivable	5,165	-	-	5,165
Accrued interest receivable	9	34	-	43
Assessments receivable	219,324	8,688,217	-	8,907,541
Total assets	<u>4,362,875</u>	<u>9,184,407</u>	<u>—</u>	<u>13,547,282</u>
Liabilities:				
Accounts payable	380,629	-	-	380,629
Due to Developer	-	79,357	-	79,357
Due to other governments	2,480	-	-	2,480
Total liabilities	<u>383,109</u>	<u>79,357</u>	<u>-</u>	<u>462,466</u>
Deferred inflows of resources:				
Unavailable special assessment revenue	219,324	8,688,217	-	8,907,541
Fund balances:				
Restricted for debt service	-	416,833	-	416,833
Restricted for capital improvements	17,833	-	-	17,833
Committed for renewal and replacement	1,665,841	-	-	1,665,841
Unassigned	2,076,768	-	-	2,076,768
Total fund balances	<u>3,760,442</u>	<u>416,833</u>	<u>-</u>	<u>4,177,275</u>
Total liabilities and fund balances \$	<u>4,362,875</u>	<u>9,184,407</u>	<u>-</u>	<u>13,547,282</u>

STATEMENT OF ACTIVITIES

Functions/Programs	Expenses	Program revenues			Net (expense) revenue and changes in net assets	
		Charges for services	Operating grants and contributions	Capital grants and contributions	Governmental activities	Total
Governmental activities:						
General government	\$ 624,958	2,728,627	-	-	2,103,669	2,103,669
Physical environment	1,383,039	-	-	-	(1,383,039)	(1,383,039)
Transportation	193,057	-	82,966	42,905	(67,186)	(67,186)
Interest on long-term debt	344,503	-	-	-	(344,503)	(344,503)
Depreciation (unallocated)	936,915	-	-	-	(936,915)	(936,915)
Total governmental activities	<u>\$ 3,482,472</u>	<u>2,728,627</u>	<u>82,966</u>	<u>42,905</u>	<u>(627,974)</u>	<u>(627,974)</u>
General revenue:						
Other revenues					\$ 4,596	4,596
Investment earnings					154,159	154,159
Total general revenues					<u>158,755</u>	<u>158,755</u>
Change in net position					(469,219)	(469,219)
Net position – beginning					27,067,543	27,067,543
Net position – ending					<u>\$ 26,598,324</u>	<u>26,598,324</u>

DISTRICT 5



DISTRICT 5 FACTS

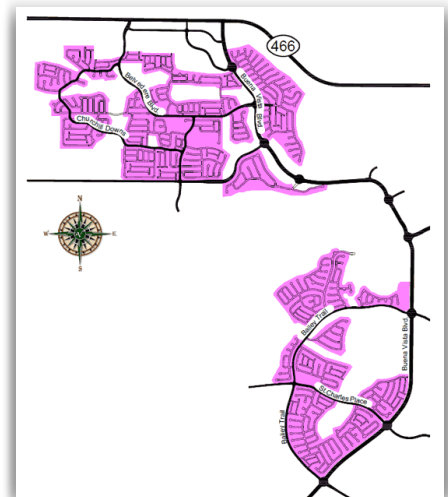
Village Community Development District No. 5 was established pursuant to the provisions of Florida Statutes Chapter 190 and [Sumter County Ordinance 02-5](#) on March 19, 2002. The lands that are encompassed by the District are located in Sumter County and consist of approximately 1,406 acres. In order to provide infrastructure services, the District issued Special Assessment Revenue Bonds. The proceeds of these bonds were used to construct improvements within the District which consists of roadway improvements, landscaping, open areas, streetlights, multi-modal paths, master drainage systems and a water and waste water distribution and collection service system. The bonds are supported by assessments that are levied upon the benefiting properties. In addition to the bond assessment for construction of the infrastructure, there is an annual maintenance assessment to provide for the services and ongoing maintenance and administration. Each homeowner may prepay the bond assessment against their property at any time; however, the maintenance assessment is ongoing and determined at the annual budget hearings by your Board of Supervisors.

Since 2008, all supervisors in District No. 5 have been elected by 'qualified electors' (registered voters) residing in the District. They are elected on a non-partisan basis on the general election ballot.

District Board Meetings are held at the Seabreeze Regional Recreation Center located at 2384 Buena Vista Boulevard. Audio recordings of Board meetings, workshops or public hearings are available for purchase per Florida Statute 119.07 through the District Clerk for \$1.00 per CD requested. Residents may also arrange to listen to audio recordings at the District office. Please call 352-751-3939 for requests or information.

FACTS

- Established on **March 19, 2002**
- Amended District –
 - **October 8, 2002**
 - **August 19, 2003**
 - **September 28, 2004**
- Total Acres – **1,406**
- Standard Home Sites – **4,419**
- Villa Home Sites – **1,767**
- Premier Home Sites – **213**
- Total Home Sites – **6,399**



DISTRICT 5

BOARD OF SUPERVISORS



Seat 5

GARY KADOW
CHAIR

352-430-0567

gary.kadow@districtgov.org



Seat 1

WALTER MARTIN
VICE CHAIR

352-205-7099

walter.martin@districtgov.org



Seat 2

JERRY KNOLL

352-603-3224

jerry.knoll@districtgov.org



Seat 3

JERRY FERLISI

352-391-5261

jerry.ferlisi@districtgov.org



Seat 4

REED PANOS

352-263-5691

reed.panos@districtgov.org

DISTRICT 5 FINANCIALS

BALANCE SHEET

	General	Debt Service	Total
Assets:			
Cash and cash equivalents	\$ 2,287,375	1,103,072	3,390,447
Investments	14,008,349	-	14,008,349
Interest and other receivable	103	78	181
Due from Other Funds	-	3,836	3,836
Assessments receivable	-	20,408,358	20,408,358
Total assets	16,295,827	21,515,344	37,811,171
Liabilities:			
Accounts payable	72,764	-	72,764
Due to Other Funds	3,836	-	3,836
Due to other governments	1,640	-	1,640
Total liabilities	78,240	-	78,240
Deferred inflows of resources:			
Unavailable special assessment revenue	-	20,408,358	20,408,358
Fund balances:			
Restricted for debt service	-	1,106,986	1,106,986
Restricted for capital improvements	1,536,713	-	1,536,713
Committed for renewal and replacement	10,122,075	-	10,122,075
Unassigned	4,558,799	-	4,558,799
Total fund balances	16,217,587	1,106,986	17,324,573
Total liabilities and fund balances	\$ 16,295,827	21,515,344	37,811,171

STATEMENT OF ACTIVITIES

Functions/Programs	Expenses	Program revenues			Net (expense) revenue and changes in net assets	
		Charges for services	Operating grants and contributions	Capital grants and contributions	Governmental activities	Total
Governmental activities:						
General government services	\$ 431,609	3,977,832	-	-	3,546,223	3,546,223
Physical environment	2,255,628	-	-	-	(2,255,628)	(2,255,628)
Transportation	162,526	-	-	-	(162,526)	(162,526)
Interest on long-term debt	817,231	-	-	-	(817,231)	(817,231)
Depreciation (unallocated)	3,292,674	-	-	-	(3,292,674)	(3,292,674)
Total governmental activities	6,959,668	3,977,832	-	-	(2,981,836)	(2,981,836)
Total primary government	\$ 6,959,668	3,977,832	-	-	(2,981,836)	(2,981,836)
General revenues:						
Miscellaneous revenue					\$ 1,869	1,869
Investment earnings					436,981	436,981
Total general revenues					438,850	438,850
Change in net position					(2,542,986)	(2,542,986)
Net position – beginning					97,832,696	97,832,696
Net position – ending					\$ 95,289,710	95,289,710

DISTRICT 6



DISTRICT 6 FACTS

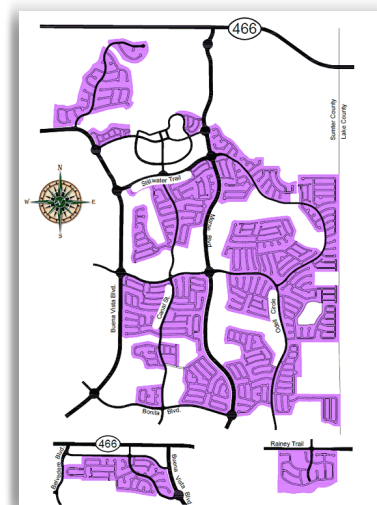
Village Community Development District No. 6 was established pursuant to the provisions of Florida Statutes Chapter 190 and [Sumter County Ordinance 04-04](#) on February 10, 2004. The lands that are encompassed by the District are located in Sumter County and consist of approximately 1496 acres. In order to provide infrastructure services, the District issued Special Assessment Revenue Bonds. The proceeds of these bonds were used to construct improvements within the District which consists of roadway improvements, landscaping, open areas, streetlights, multi-modal paths, master drainage systems and a water and waste water distribution and collection service system. The bonds are supported by assessments that are levied upon the benefiting properties. In addition to the bond assessment for construction of the infrastructure, there is an annual maintenance assessment to provide for the services and ongoing maintenance and administration. Each homeowner may prepay the bond assessment against their property at any time; however, the maintenance assessment is ongoing and determined at the annual budget hearings by your Board of Supervisors.

Since 2012, all supervisors in District No. 6 have been elected by 'qualified electors' (registered voters) residing in the District. They are elected on a non-partisan basis on the general election ballot.

District Board Meetings are held at the Seabreeze Regional Recreation Center located at 2384 Buena Vista Boulevard. Audio recordings of Board meetings, workshops or public hearings are available for purchase per Florida Statute 119.07 through the District Clerk for \$1.00 per CD requested. Residents may also arrange to listen to audio recordings at the District office. Please call 352-751-3939 for requests or information.

FACTS

- Established on **February 10, 2004**
- Amended District – **September 28, 2004**
- Total Acres – **1,496**
- Standard Home Sites – **4,739**
- Villa Home Sites – **1,567**
- Premier Home Sites – **391**
- Total Home Sites – **6,697**



DISTRICT 6

BOARD OF SUPERVISORS



Seat 2
JOHN CALANDRO
CHAIR

352-775-9131
john.calandro@districtgov.org



Seat 5
PETER MOELLER
VICE CHAIR

352-751-4117
peter.moeller@districtgov.org



Seat 1
ANDREW CURTIS

352-362-4756
andy.curtis@districtgov.org



Seat 3
TOM GRIFFITH

305-215-0235
tom.griffith@districtgov.org



Seat 4
LINDA GRZESIK

352-751-1347
linda.grzesik@districtgov.org

DISTRICT 6 FINANCIALS

BALANCE SHEET

	General	Debt Service	Total
Assets:			
Cash and cash equivalents	\$ 3,852,307	2,755,417	6,607,724
Investments	11,496,524	-	11,496,524
Accrued interest receivable	-	194	194
Due from other governments	202	-	202
Assessments receivable	-	48,483,733	48,483,733
Total assets	15,349,033	51,239,344	66,588,377
Liabilities:			
Accounts payable	76,166	-	76,166
Due to other governments	6,827	-	6,827
Total liabilities	82,993	-	82,993
Deferred inflows of resources:			
Unavailable special assessment revenue	-	48,483,733	48,483,733
Fund balances:			
Restricted for debt service	-	2,755,611	2,755,611
Restricted for capital improvement	3,119,927	-	3,119,927
Committed for renewal and replacement	8,591,753	-	8,591,753
Unassigned	3,554,360	-	3,554,360
Total fund balances	15,266,040	2,755,611	18,021,651
Total liabilities and fund balances	\$ 15,349,033	51,239,344	66,588,377

STATEMENT OF ACTIVITIES

Functions/Programs	Expenses	Program revenues			Net (expense) revenue and changes in net assets	
		Charges for services	Operating grants and contributions	Capital grants and contributions	Governmental activities	Total
Governmental activities:						
General government services	\$ 485,157	5,709,866	-	-	5,224,709	5,224,709
Other physical environment	2,421,430	-	-	-	(2,421,430)	(2,421,430)
Transportation	220,716	-	-	-	(220,716)	(220,716)
Interest on long-term debt	2,002,424	-	-	-	(2,002,424)	(2,002,424)
Depreciation (unallocated)	2,480,734	-	-	-	(2,480,734)	(2,480,734)
Total governmental activities	7,610,461	5,709,866	-	-	(1,900,595)	(1,900,595)
Total primary government	\$ 7,610,461	5,709,866	-	-	(1,900,595)	(1,900,595)
General revenues:						
Miscellaneous revenue					3,585	3,585
Investment earnings					380,412	380,412
Total general revenues					383,997	383,997
Change in net position					(1,516,598)	(1,516,598)
Net position – beginning					80,617,971	80,617,971
Net position – ending					\$ 79,101,373	\$ 79,101,373

DISTRICT 7



DISTRICT 7 FACTS

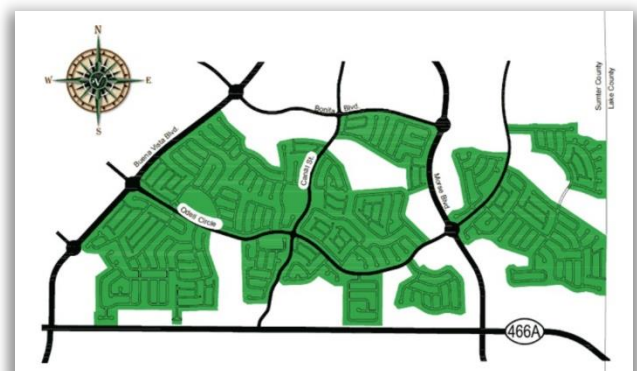
Village Community Development District No. 7 was established pursuant to the provisions of Florida Statutes Chapter 190 and [Sumter County Ordinance 04-35](#) on September 28, 2004. The lands that are encompassed by the District are located in Sumter County and consist of approximately 976 acres. In order to provide infrastructure services, the District issued Special Assessment Revenue Bonds. The proceeds of these bonds were used to construct improvements within the District which consists of roadway improvements, landscaping, open areas, streetlights, multi-modal paths, master drainage systems and a water and waste water distribution and collection service system. The bonds are supported by assessments that are levied upon the benefiting properties. In addition to the bond assessment for construction of the infrastructure, there is an annual maintenance assessment to provide for the services and ongoing maintenance and administration. Each homeowner may prepay the bond assessment against their property at any time; however, the maintenance assessment is ongoing and determined at the annual budget hearings by your Board of Supervisors.

Since 2012, all supervisors in District No. 7 have been elected by 'qualified electors' (registered voters) residing in the District. They are elected on a non-partisan basis on the general election ballot.

District Board Meetings are held at the Seabreeze Regional Recreation Center located at 2384 Buena Vista Boulevard. Audio recordings of Board meetings, workshops or public hearings are available for purchase per Florida Statute 119.07 through the District Clerk for \$1.00 per CD requested. Residents may also arrange to listen to audio recordings at the District office. Please call 352-751-3939 for requests or information.

FACTS

- Established on **September 28, 2004**
- Amended District – **December 13, 2005**
- Total Acres – **976**
- Standard Home Sites – **3,515**
- Villa Home Sites – **1,250**
- Premier Home Sites – **0**
- Total Home Sites – **4,765**



DISTRICT 7

BOARD OF SUPERVISORS




Seat 4

JERRY VICENTI
CHAIR

908-705-1857

jerry.vicenti@districtgov.org



Seat 3

STEVE LAPP
VICE CHAIR

352-630-5323

steve.lapp@districtgov.org



Seat 1

DARYL KLINKO

248-464-0655

daryl.klinko@districtgov.org



Seat 2

JUDI-ANN
RUTHERFORD

678-431-1452

Judi-Ann.Rutherford@districtgov.org



Seat 5

ED COLEMAN

352-751-3939

ed.coleman@districtgov.org

DISTRICT 7 FINANCIALS

BALANCE SHEET

	General	Debt Service	Total
Assets:			
Cash and cash equivalents	\$ 1,777,324	1,821,382	3,598,706
Investments	3,817,065	-	3,817,065
Accounts receivable, other	119	-	119
Due from other funds	-	25,940	25,940
Accrued interest receivable	-	108	108
Assessment receivables	-	41,684,716	41,684,716
Total assets	5,594,508	- 43,532,146	49,126,654
Liabilities:			
Accounts payable	84,985	-	84,985
Due to other governments	3,379	-	3,379
Due to other funds	25,940	-	25,940
Total liabilities	114,304	-	114,304
Deferred inflows of resources:			
Unavailable special assessment revenue	-	41,684,716	41,684,716
Fund balances:			
Restricted for debt service	-	1,847,430	1,847,430
Restricted for capital projects	1,801,809	-	1,801,809
Committed for renewal and replacement	2,047,606	-	2,047,606
Unassigned	1,630,789	-	1,630,789
Total fund balances	5,480,204	1,847,430	7,327,634
Total liabilities and fund balances	\$ 5,594,508	43,532,146	49,126,654

STATEMENT OF ACTIVITIES

Functions/Programs	Expenses	Program revenues			Net (expense) revenue and changes in net assets	
		Charges for services	Operating grants and contributions	Capital grants and contributions	Governmental activities	Total
Governmental activities:						
General government services	\$ 442,314	3,972,618	-	-	3,530,304	3,530,304
Physical environment	1,551,746	-	-	-	(1,551,746)	(1,551,746)
Transportation	110,997	-	-	-	(110,997)	(110,997)
Interest on long-term debt	1,682,257	-	-	-	(1,682,257)	(1,682,257)
Depreciation (unallocated)	2,201,827	-	-	-	(2,201,827)	(2,201,827)
Total governmental activities	5,989,141	3,972,618	-	-	(2,016,523)	(2,016,523)
Total primary government	5,989,141	3,972,618	-	-	(2,016,523)	(2,016,523)
General revenues:						
Other revenues					1,179	1,179
Investment earnings					136,232	136,232
Total general revenues					137,411	137,411
Change in net position					(1,879,112)	(1,879,112)
Net position – beginning					66,165,088	66,165,088
Net position – ending					\$ 64,285,976	\$ 64,285,976

DISTRICT 8



DISTRICT 8 FACTS

Village Community Development District No. 8 was established pursuant to the provisions of Florida Statutes Chapter 190 and [Sumter County Ordinance 04-36](#) on September 28, 2004. The lands that are encompassed by the District are located in Sumter County and consist of approximately 1098 acres. In order to provide infrastructure services, the District issued Special Assessment Revenue Bonds. The proceeds of these bonds were used to construct improvements within the District which consists of roadway improvements, landscaping, open areas, streetlights, multi-modal paths, master drainage systems and a water and waste water distribution and collection service system. The bonds are supported by assessments that are levied upon the benefiting properties. In addition to the bond assessment for construction of the infrastructure, there is an annual maintenance assessment to provide for the services and ongoing maintenance and administration. Each homeowner may prepay the bond assessment against their property at any time; however, the maintenance assessment is ongoing and determined at the annual budget hearings by your Board of Supervisors.

Since 2012, all supervisors in District No. 8 have been elected by 'qualified electors' (registered voters) residing in the District. They are elected on a non-partisan basis on the general election ballot.

District Board Meetings are held at the Seabreeze Regional Recreation Center located at 2384 Buena Vista Boulevard. Audio recordings of Board meetings, workshops or public hearings are available for purchase per Florida Statute 119.07 through the District Clerk for \$1.00 per CD requested. Residents may also arrange to listen to audio recordings at the District office. Please call 352-751-3939 for requests or information.

FACTS

- Established on **September 28, 2004**
- Amended District –
 - **June 10, 2008**
 - **September 9, 2008**
 - **April 27, 2010**
- Total Acres – **1,098**
- Standard Home Sites – **2,958**
- Villa Home Sites – **2,004**
- Premier Home Sites – **231**
- Total Home Sites – **5,193**



DISTRICT 8

BOARD OF SUPERVISORS



Seat 3
LARRY McMURRY
CHAIR

352-566-8373
larry.mcmurry@districtgov.org



Seat 5
PHIL WALKER
VICE CHAIR

352-753-8618
phil.walker@districtgov.org



Seat 1
DENNIS HAYES

352-633-0750
dennis.hayes@districtgov.org



Seat 2
SAL TORNAME

352-350-2218
sal.torname@districtgov.org



Seat 4
DUANE JOHNSON

507-421-5273
duane.johnson@districtgov.org

DISTRICT 8 FINANCIALS

BALANCE SHEET

	General	Debt Service	Total
Assets:			
Cash and cash equivalents	\$ 4,475,580	2,690,852	7,166,432
Investments	5,587,564	-	5,587,564
Accrued interest receivable	-	191	191
Assessments receivable	-	53,811,745	53,811,745
Accounts receivable	50	-	50
Total assets	10,063,194	56,502,788	66,565,982
Liabilities:			
Accounts payable	73,801	600	74,401
Due to other governments	824	-	824
Total liabilities	74,625	600	75,225
Deferred inflows of resources:			
Unavailable special assessment revenue	-	53,811,745	53,811,745
Fund balances:			
Restricted for debt service	-	2,690,443	2,690,443
Restricted for capital projects	1,125,553	-	1,125,553
Committed for renewal and replacement	5,388,332	-	5,388,332
Unassigned	3,474,684	-	3,474,684
Total fund balances	9,988,569	2,690,443	12,679,012
Total liabilities and fund balances	\$ 10,063,194	56,502,788	66,565,982

STATEMENT OF ACTIVITIES

Functions/Programs	Expenses	Program revenues			Net (expense) revenue and changes in net assets	
		Charges for services	Operating grants and contributions	Capital grants and contributions	Governmental activities	Total
Governmental activities:						
General government	\$ 485,276	5,261,555	-	-	4,776,279	4,776,279
Physical environment	1,767,601	-	-	-	(1,767,601)	(1,767,601)
Transportation	125,811	-	-	-	(125,811)	(125,811)
Interest on long-term debt	1,982,453	-	-	-	(1,982,453)	(1,982,453)
Depreciation (unallocated)	2,467,664	-	-	-	(2,467,664)	(2,467,664)
Total governmental activities	6,828,805	5,261,555	-	-	(1,567,250)	(1,567,250)
Total primary government	\$ 6,828,805	5,261,555	-	-	(1,567,250)	(1,567,250)
General revenues:						
Miscellaneous revenue					2,859	2,859
Investment earnings					202,115	202,115
Total general revenues					204,974	204,974
Change in net position:					(1,362,276)	(1,362,276)
Net position – beginning					83,124,146	83,124,146
Net position – ending					\$ 81,761,870	81,761,870

DISTRICT 9



DISTRICT 9 FACTS

Village Community Development District No. 9 was established pursuant to the provisions of Florida Statutes Chapter 190 and [Sumter County Ordinance 04-37](#) on September 28, 2004. The lands that are encompassed by the District are located in Sumter County and consist of approximately 1280 acres. In order to provide infrastructure services, the District issued Special Assessment Revenue Bonds. The proceeds of these bonds were used to construct improvements within the District which consists of roadway improvements, landscaping, open areas, streetlights, multi-modal paths, master drainage systems and a water and waste water distribution and collection service system. The bonds are supported by assessments that are levied upon the benefiting properties. In addition to the bond assessment for construction of the infrastructure, there is an annual maintenance assessment to provide for the services and ongoing maintenance and administration. Each homeowner may prepay the bond assessment against their property at any time; however, the maintenance assessment is ongoing and determined at the annual budget hearings by your Board of Supervisors.

In 2016, the final land owner seat will transition to a qualified elector seat. From that point moving forward, all supervisors in District No. 9 will be elected by 'qualified electors' (registered voters) residing in the District. They are elected on a non-partisan basis on the general election ballot.

District Board Meetings are held at the Seabreeze Regional Recreation Center located at 2384 Buena Vista Boulevard. Audio recordings of Board meetings, workshops or public hearings are available for purchase per Florida Statute 119.07 through the District Clerk for \$1.00 per CD requested. Residents may also arrange to listen to audio recordings at the District office. Please call 352-751-3939 for requests or information.

FACTS

- Established on **September 28, 2004**
- Amended District –
 - **May 11, 2010**
 - **February 9, 2011**
- Total Acres – **1,285.7**
- Standard Home Sites – **3,924**
- Villa Home Sites – **1,282**
- Premier Home Sites – **203**
- Total Home Sites – **5,409**



DISTRICT 9

BOARD OF SUPERVISORS



Seat 2
JACK REIMER
CHAIR

352-751-6846
jack.reimer@districtgov.org



Seat 4
DON HICKMAN
VICE CHAIR

352-430-1182
don.hickman@districtgov.org



Seat 1
MICHAEL DOLLARD

563-920-0878
michael.dollard@districtgov.org



Seat 3
DAN RUEHL

703-887-2643
dan.ruehl@districtgov.org



Seat 5
STEVE BROWN

352-633-6073
steve.brown@districtgov.org

DISTRICT 9 FINANCIALS

BALANCE SHEET

	General	Debt Service	Capital Projects	Total
Assets:				
Cash and cash equivalents	\$ 8,392,066	3,433,430	29,481	11,854,977
Investments	8,773,331	-	-	8,773,331
Due from other funds	3,000	27,851	-	30,851
Accrued interest and other receivables	30	192	52	274
Assessment receivable	-	64,764,027	-	64,764,027
Total assets	17,168,427	68,225,500	29,533	85,423,460
Liabilities:				
Accounts payable	41,673	-	-	41,673
Due to other funds	27,851	3,000	-	30,851
Due to other governments	2,058	-	-	2,058
Due to developer	-	747,940	-	747,940
Total liabilities	71,582	750,940	-	822,522
Deferred inflows of resources:				
Unavailable special assessment revenue	-	64,764,027	-	64,764,027
Fund balances:				
Restricted for debt service	-	2,710,533	-	2,710,533
Restricted for capital improvements	-	-	29,533	29,533
Committed for renewal and replacement	15,500,000	-	-	15,500,000
Committed for working capital	1,269,372	-	-	1,269,372
Unassigned	327,473	-	-	327,473
Total fund balance	17,096,845	2,710,533	29,533	19,836,911
Total liabilities and fund balances	\$ 17,168,427	68,225,500	29,533	85,423,460

STATEMENT OF ACTIVITIES

Functions/Programs	Expenses	Program revenues			Net (expense) revenue and changes in net assets	
		Charges for services	Operating grants and contributions	Capital grants and contributions	Governmental activities	Total
Governmental activities:						
General government services	\$ 674,982	7,263,555	-	-	6,588,573	6,588,573
Physical environment	1,893,086	-	-	-	(1,893,086)	(1,893,086)
Transportation	123,951	-	-	-	(123,951)	(123,951)
Interest on long-term debt	2,662,306	-	-	-	(2,662,306)	(2,662,306)
Depreciation (unallocated)	2,614,695	-	-	-	(2,614,695)	(2,614,695)
Total governmental activities	7,969,020	7,263,555	-	-	(705,465)	(705,465)
Total primary government	\$ 7,969,020	7,263,555	-	-	(705,465)	(705,465)
General revenues:						
Miscellaneous revenue					365	365
Investment earnings					365,344	365,344
Total general revenues					365,709	365,709
Change in net position:					(339,756)	(339,756)
Net position – beginning					101,554,009	101,554,009
Net position – ending					\$ 101,214,253	\$ 101,214,253

DISTRICT 10



DISTRICT 10 FACTS

Village Community Development District No. 10 was established pursuant to the provisions of Florida Statutes Chapter 190 and [Sumter County Ordinance 04-38](#) on September 28, 2004. The lands that are encompassed by the District are located in Sumter County and consist of approximately 1588 acres. In order to provide infrastructure services, the District issued Special Assessment Revenue Bonds. The proceeds of these bonds were used to construct improvements within the District which consists of roadway improvements, landscaping, open areas, streetlights, multi-modal paths, master drainage systems and a water and waste water distribution and collection service system. The bonds are supported by assessments that are levied upon the benefiting properties. In addition to the bond assessment for construction of the infrastructure, there is an annual maintenance assessment to provide for the services and ongoing maintenance and administration. Each homeowner may prepay the bond assessment against their property at any time; however, the maintenance assessment is ongoing and determined at the annual budget hearings by your Board of Supervisors.

Since 2018, all supervisors in District No. 10 have been elected by 'qualified electors' (registered voters) residing in the District. They are elected on a non-partisan basis on the general election ballot.

District Board Meetings are held at the Seabreeze Regional Recreation Center located at 2384 Buena Vista Boulevard. Audio recordings of Board meetings, workshops or public hearings are available for purchase per Florida Statute 119.07 through the District Clerk for \$1.00 per CD requested. Residents may also arrange to listen to audio recordings at the District office. Please call 352-751-3939 for requests or information.

FACTS

- Established on **September 28, 2004**
- Amended District –
 - **May 11, 2010**
 - **August 14, 2012**
 - **August 14, 2013**
- Total Acres – **1,588.8**
- Standard Home Sites – **5,004**
- Villa Home Sites – **1,388**
- Premier Home Sites – **247**
- Total Home Sites – **6,639**



DISTRICT 10

BOARD OF SUPERVISORS



Seat 3
DONALD WILEY
CHAIR

352-661-6175
donald.wiley@districtgov.org




Seat 1
JIM BOYD
VICE CHAIR

850-567-2630
jim.boyd@districtgov.org



Seat 2
JACK MILLER

704-280-6115
jack.miller@districtgov.org



Seat 4
STEVE BOVA

314-443-3529
steve.bova@districtgov.org



Seat 5
CHRISTINE BRADSHAW

352-418-7999
chris.bradshaw@districtgov.org

DISTRICT 10 FINANCIALS

BALANCE SHEET

	General	Debt Service	Capital Projects	Total
Assets:				
Cash and cash equivalents	\$ 2,210,872	10,454,239	39,098	12,704,209
Investments	2,913,629	-	-	2,913,629
Accounts receivable, other	75	-	-	75
Due from other funds	-	20,476	-	20,476
Accrued interest receivable	-	383	373	756
Assessment receivable	-	103,210,867	-	103,210,867
Total assets	5,124,576	113,685,965	39,471	118,850,012
Liabilities:				
Accounts payable	68,308	-	-	68,308
Due to other funds	20,476	-	-	20,476
Due to other governments	4,687	-	-	4,687
Due to developer	-	5,100,258	-	5,100,258
Total liabilities	93,471	5,100,258	-	5,193,729
Deferred inflows of resources:				
Unavailable special assessment revenue	-	103,210,867	-	103,210,867
Fund balances:				
Restricted for debt service	-	5,374,840	-	5,374,840
Restricted for capital projects	-	-	39,471	39,471
Committed for renewal and replacement	3,600,000	-	-	3,600,000
Unassigned	1,431,105	-	-	1,431,105
Total fund balance	5,031,105	5,374,840	39,471	10,445,416
Total liabilities and fund balances	\$ 5,124,576	113,685,965	39,471	118,850,012

STATEMENT OF ACTIVITIES

Functions/Programs	Expenses	Program revenues			Net (expense) revenue and changes in net assets	
		Charges for services	Operating grants and contributions	Capital grants and contributions	Governmental activities	Total
Governmental activities:						
General government services	\$ 584,527	9,372,312	-	-	8,787,785	8,787,785
Physical environment	2,574,201	-	-	-	(2,574,201)	(2,574,201)
Transportation	155,281	-	-	-	(155,281)	(155,281)
Interest on long-term debt	5,908,016	-	-	-	(5,908,016)	(5,908,016)
Depreciation (unallocated)	3,437,230	-	-	-	(3,437,230)	(3,437,230)
Total governmental activities	12,659,255	9,372,312	-	-	(3,286,943)	(3,286,943)
Total primary government	\$ 12,659,255	9,372,312	-	-	(3,286,943)	(3,286,943)
General revenues:						
Miscellaneous revenues					619	619
Investment earnings					130,040	130,040
Total general revenues					130,659	130,659
Change in net position:					(3,156,284)	(3,156,284)
Net position – beginning					130,008,443	130,008,443
Net position – ending					\$ 126,852,159	\$ 126,852,159

DISTRICT 11



DISTRICT 11 FACTS

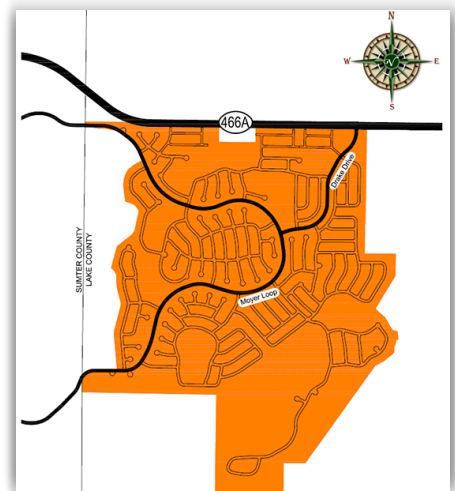
Village Community Development District No. 11 was established pursuant to the provisions of Florida Statutes Chapter 190 and [Fruitland Park Ordinance No. 2014-014](#) on May 22, 2014. The lands that are encompassed by the District are located in the City of Fruitland Park, FL and consist of approximately 693 acres. In order to provide infrastructure services, the District issued Special Assessment Revenue Bonds. The proceeds of these bonds were used to construct improvements within the District which consists of roadway improvements, landscaping, open areas, streetlights, multi-modal paths, master drainage systems and a water and waste water distribution and collection service system. The bonds are supported by assessments that are levied upon the benefiting properties. In addition to the bond assessment for construction of the infrastructure, there is an annual maintenance assessment to provide for the services and ongoing maintenance and administration. Each homeowner may prepay the bond assessment against their property at any time; however, the maintenance assessment is ongoing and determined at the annual budget hearings by your Board of Supervisors.

The Board of Supervisors is currently comprised of three landowner seats and two qualified seats, which means that three supervisors were elected by landowner votes (one vote per acre or part thereof). They are elected on a non-partisan basis on the general election ballot.

District Board Meetings are held at the Seabreeze Regional Recreation Center located at 2384 Buena Vista Boulevard. Audio recordings of Board meetings, workshops or public hearings are available for purchase per Florida Statute 119.07 through the District Clerk for \$1.00 per CD requested. Residents may also arrange to listen to audio recordings at the District office. Please call 352-751-3939 for requests or information.

FACTS

- Established on **May 22, 2014**
- Total Acres – **692.8**
- Standard Home Sites – **1,732**
- Villa Home Sites – **191**
- Premier Home Sites – **132**
- Total Home Sites – **2,055**



DISTRICT 11

BOARD OF SUPERVISORS



Seat 4
DON BROZICK
CHAIR

352-633-1280
don.brozick@districtgov.org



Seat 5
PHIL GRAYBER
VICE CHAIR

863-840-4404
phil.grayber@districtgov.org



Seat 1
JAN COLLINS

813-486-1985
jan.collins@districtgov.org



Seat 2
JIM COVERT

321-402-8404
jim.covert@districtgov.org



Seat 3
PATTY HOXIE

847-707-2360
patty.hoxie@districtgov.org

DISTRICT 11 FINANCIALS

BALANCE SHEET

	General	Debt Service	Capital Projects	Total
Assets:				
Cash and cash equivalents	\$ 1,313,968	4,974,770	10,279	6,299,017
Investments	1,145,458	-	-	1,145,458
Accounts receivable, other	17	-	-	17
Due from other governments	21,930	-	-	21,930
Due from other funds		29,320		29,320
Accrued interest receivable	-	142	215	357
Assessment receivable	-	43,534,492	-	43,534,492
Total assets	<u>2,481,373</u>	<u>48,538,724</u>	<u>10,494</u>	<u>51,030,591</u>
Liabilities:				
Accounts payable	17,868	-	-	17,868
Due to other funds	29,320	-	-	29,320
Due to other governments	1,663	-	-	1,663
Due to developer		420,671	-	420,671
Total liabilities	<u>48,851</u>	<u>420,671</u>	<u>-</u>	<u>469,522</u>
Deferred inflows of resources:				
Unavailable special assessment revenue	-	43,534,492	-	43,534,492
Fund balances:				
Restricted for debt service	-	4,583,561	-	4,583,561
Restricted for capital improvements	-	-	10,494	10,494
Committed for renewal and replacement	1,450,000	-	-	1,450,000
Unassigned	982,522	-	-	982,522
Total fund balance	<u>2,432,522</u>	<u>4,583,561</u>	<u>10,494</u>	<u>7,026,577</u>
Total liabilities and fund balances	<u>\$ 2,481,373</u>	<u>48,538,724</u>	<u>10,494</u>	<u>51,030,591</u>

STATEMENT OF ACTIVITIES

Functions/Programs	Expenses	Program revenues			Net (expense) revenue and changes in net assets	
		Charges for services	Operating grants and contributions	Capital grants and contributions	Governmental activities	Total
Governmental activities:						
General government services	\$ 242,769	3,421,259	-	-	3,178,490	3,178,490
Physical environment	811,691	-	-	-	(811,691)	(811,691)
Transportation	61,823	-	-	-	(61,823)	(61,823)
Interest on long-term debt	1,948,002	-	-	-	(1,948,002)	(1,948,002)
Depreciation (unallocated)	1,258,528	-	-	-	(1,258,528)	(1,258,528)
Total governmental activities	<u>4,322,813</u>	<u>3,421,259</u>	<u>-</u>	<u>-</u>	<u>(901,554)</u>	<u>(901,554)</u>
Total primary government	<u>4,322,813</u>	<u>3,421,259</u>	<u>-</u>	<u>-</u>	<u>(901,554)</u>	<u>(901,554)</u>
General revenues:						
Miscellaneous revenues					94	94
Investment earnings					44,773	44,773
Total general revenues					<u>44,867</u>	<u>44,867</u>
Change in net position:					(856,687)	(856,687)
Net position – beginning					54,149,722	54,149,722
Net position – ending					<u>\$ 53,293,035</u>	<u>\$ 53,293,035</u>

DISTRICT 12



DISTRICT 12 FACTS

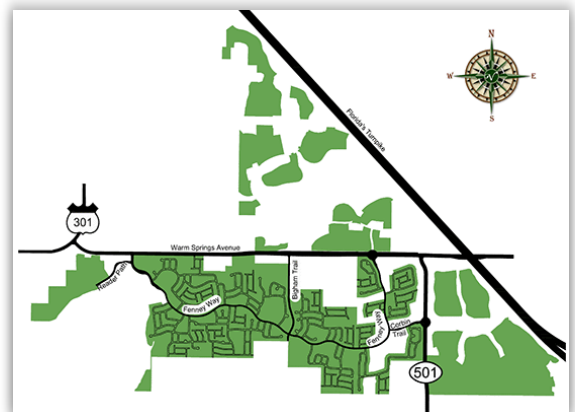
Village Community Development District No. 12 was initially established as Wildwood Springs Community Development District pursuant to the provisions of Florida Statutes Chapter 190 and [City of Wildwood Ordinance No. O2011-9](#) on September 13, 2011. On July 11, 2016 the City of Wildwood adopted [Ordinance No. O2016-27](#) which legally changed the name to Village Community Development District No. 12 and amended the existing boundaries. The lands that are encompassed by the District are located in the City of Wildwood, FL and consist of approximately 699.02 acres. In order to provide infrastructure services, the District will issue Special Assessment Revenue Bonds. The proceeds of these bonds are used to construct improvements within the District which consists of roadway improvements, landscaping, open areas, streetlights, multi-modal paths, master drainage systems and a water and waste water distribution and collection service system. The bonds are supported by assessments that are levied upon the benefiting properties. In addition to the bond assessment for construction of the infrastructure, there is an annual maintenance assessment to provide for the services and ongoing maintenance and administration. Each homeowner may prepay the bond assessment against their property at any time; however, the maintenance assessment is ongoing and determined at the annual budget hearings by your Board of Supervisors.

The Board of Supervisors is currently comprised of one landowner seat and four qualified seats, which means that one supervisor was elected by landowner votes (one vote per acre or part thereof). They are elected on a non-partisan basis on the general election ballot.

District Board Meetings are held at the Everglades Regional Recreation Complex at 5497 Marsh Bend Trail. Audio recordings of Board meetings, workshops or public hearings are available for purchase per Florida Statute 119.07 through the District Clerk for \$1.00 per CD requested. Residents may also arrange to listen to audio recordings at the District office. Please call 352-751-3939 for requests or information.

FACTS

- Established on **September 13, 2011**
- Amended District – **July 11, 2016**
- Total Acres – **1,482.92**
- Standard Home Sites – **3,468**
- Villa Home Sites – **2,732**
- Premier Home Sites – **0**
- Total Home Sites – **6,200**



DISTRICT 12

BOARD OF SUPERVISORS



Seat 3
JON ROUDABUSH
CHAIR

310-374-6980
jon.roudabush@districtgov.org



Seat 2
RON McMAHON
VICE CHAIR

518-527-3914
ron.mcmahon@districtgov.org



Seat 1
DAVID ROBBINS

978-500-9475
david.robbs@districtgov.org



Seat 4
ANDREW BILARDELLO

561-644-1358
andrew.bilardello@districtgov.org



Seat 5
DONALD E. LEVENS

612-247-1509
donald.levens@districtgov.org

DISTRICT 12 FINANCIALS

BALANCE SHEET

	General	Debt Service	Capital Projects	Total
Assets:				
Cash and cash equivalents	\$ 2,265,942	12,029,992	414,524	14,710,458
Investments	1,531,400	-	-	1,531,400
Accounts receivable, other	79	-	-	79
Due from other governments	64,771	-	-	64,771
Due from other funds	-	83,773	-	83,773
Accrued interest receivable	-	870	25	895
Assessment receivable	-	140,366,788	-	140,366,788
Total assets	3,862,192	152,481,423	414,549	156,758,164
Liabilities:				
Accounts payable	149,822	-	-	149,822
Due to other funds	83,773	-	-	83,773
Due to other governments	2,992	-	-	2,992
Due to developer	-	9,153,614	-	9,153,614
Total liabilities	236,587	9,153,614	-	9,390,201
Deferred inflows of resources:				
Unavailable special assessment revenue	-	140,366,788	-	140,366,788
Fund balances:				
Restricted for debt service	-	2,961,021	-	2,961,021
Restricted for capital improvements	-	-	414,549	414,549
Committed for renewal and replacement	800,000	-	-	800,000
Unassigned	2,825,605	-	-	2,825,605
Total fund balance	3,625,605	2,961,021	414,549	7,001,175
Total liabilities and fund balances	\$ 3,862,192	152,481,423	414,549	156,758,164

STATEMENT OF ACTIVITIES

Functions/Programs	Expenses	Program revenues			Net (expense) revenue and changes in net assets	
		Charges for services	Operating grants and contributions	Capital grants and contributions	Governmental activities	Total
Governmental activities:						
General government services	\$ 532,026	9,724,234	-	-	9,192,208	9,192,208
Physical environment	2,582,415	-	-	-	(2,582,415)	(2,582,415)
Transportation	5,849	-	-	649,142	643,293	643,293
Interest on long-term debt	5,824,186	-	-	-	(5,824,186)	(5,824,186)
Depreciation (unallocated)	3,509,132	-	-	-	(3,509,132)	(3,509,132)
Total governmental activities	12,453,608	9,724,234	-	649,142	(2,080,232)	(2,080,232)
Total primary government	12,453,608	9,724,234	-	649,142	(2,080,232)	(2,080,232)
General revenues:						
Miscellaneous revenues					707	707
Investment earnings					58,291	58,291
Total general revenues					58,998	58,998
Change in net position:					(2,021,234)	(2,021,234)
Net position – beginning					165,189,855	165,189,855
Net position – ending					\$ 163,168,621	\$ 163,168,621

DISTRICT 13



DISTRICT 13 FACTS

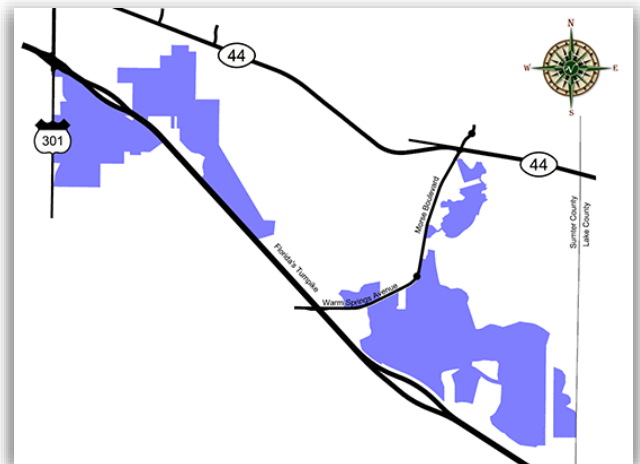
Village Community Development District No. 13 was established pursuant to the provisions of Florida Statutes Chapter 190 and [City of Wildwood Ordinance No. O2018-26](#) on June 11, 2018. The lands that are encompassed by the District are located in the City of Wildwood, FL and consist of approximately 2464.70 acres. In order to provide infrastructure services, the District will issue Special Assessment Revenue Bonds. The proceeds of these bonds are used to construct improvements within the District which consists of roadway improvements, landscaping, open areas, streetlights, multi-modal paths, master drainage systems and a water and waste water distribution and collection service system. The bonds are supported by assessments that are levied upon the benefiting properties. In addition to the bond assessment for construction of the infrastructure, there is an annual maintenance assessment to provide for the services and ongoing maintenance and administration. Each homeowner may prepay the bond assessment against their property at any time; however, the maintenance assessment is ongoing and determined at the annual budget hearings by your Board of Supervisors.

The Board of Supervisors is currently comprised of five landowner seats, which means all five supervisors were elected by landowner votes (one vote per acre or part thereof). After six years of existence, and 250 registered voters residing in the District, the seats will transition in staggered terms to qualified seats. Once the transition begins, eventually all supervisors will be elected by 'qualified electors' (registered voters) residing in the District. They are elected on a non-partisan basis on the general election ballot.

District Board Meetings are held at the Everglades Regional Recreation Complex at 5497 Marsh Bend Trail. Audio recordings of Board meetings, workshops or public hearings are available for purchase per Florida Statute 119.07 through the District Clerk for \$1.00 per CD requested. Residents may also arrange to listen to audio recordings at the District office. Please call 352-751-3939 for requests or information.

FACTS

- Established on **June 11, 2018**
- Total Acres – **3,004**
- Standard Home Sites – **3,347**
- Villa Home Sites – **2,311**
- Premier Home Sites – **0**
- Total Home Sites – **5,658**



DISTRICT 13

BOARD OF SUPERVISORS



Seat 1
KAREN CREWS
CHAIR

352-750-9455
karen.crews@districtgov.org



Seat 2
BRAD WEBER
VICE CHAIR

352-751-2100
brad.weber@districtgov.org



Seat 3
DANNY GRAHAM

352-753-6668
danny.graham@districtgov.org



Seat 4
BOBBY GULATI

352-753-4502
bobby.gulati@districtgov.org



Seat 5
MIKE HOOPFER

352-753-6654
mike.hoopfer@districtgov.org

DISTRICT 13 FINANCIALS

BALANCE SHEET

	General	Debt Service	Capital Projects	Total
Assets:				
Cash and cash equivalents	\$ 381,060	11,458,306	19,705,784	31,545,150
Accounts receivable, other	279,467	-	-	279,467
Due from other governments	32,279	-	-	32,279
Due from other funds	-	279,436	-	279,436
Accrued interest receivable	-	840	1,441	2,281
Assessment receivable	-	169,474,049	-	169,474,049
Total assets	692,806	181,212,631	19,707,225	201,612,662
Liabilities:				
Accounts payable	65,694	-	-	65,694
Due to other funds	279,436	-	-	279,436
Due to other governments	1,928	-	-	1,928
Due to developer	-	-	2,679,829	2,679,829
Total liabilities	347,058	-	2,679,829	3,026,887
Deferred inflows of resources:				
Unavailable special assessment revenue	-	169,474,049	-	169,474,049
Fund balances:				
Restricted for debt service	-	11,738,582	-	11,738,582
Restricted for capital improvements	-	-	17,027,396	17,027,396
Unassigned	345,748	-	-	345,748
Total fund balance	345,748	11,738,582	17,027,396	29,111,726
Total liabilities and fund balances	\$ 692,806	181,212,631	19,707,225	201,612,662

STATEMENT OF ACTIVITIES

Functions/Programs	Expenses	Program revenues			Net (expense) revenue and changes in net assets	
		Charges for services	Operating grants and contributions	Capital grants and contributions	Governmental activities	Total
Governmental activities:						
General government services	\$ 1,167,351	88,224,680	-	-	87,057,329	87,057,329
Physical environment	940,871	-	-	-	(940,871)	(940,871)
Transportation	24,473	-	-	42,111,343	42,086,870	42,086,870
Interest on long-term debt	5,617,071	-	-	-	(5,617,071)	(5,617,071)
Depreciation (unallocated)	2,668,826	-	-	-	(2,668,826)	(2,668,826)
Total governmental activities	10,418,592	88,224,680	-	42,111,343	119,917,431	119,917,431
Total primary government	10,418,592	88,224,680	-	42,111,343	119,917,431	119,917,431
General revenues:						
Miscellaneous revenues					202	202
Investment earnings					116,280	116,280
Total general revenues					116,482	116,482
Change in net position:					120,033,913	120,033,913
Net position – beginning					98,795,638	98,795,638
Net position – ending					\$ 218,829,551	\$ 218,829,551

DISTRICT 14

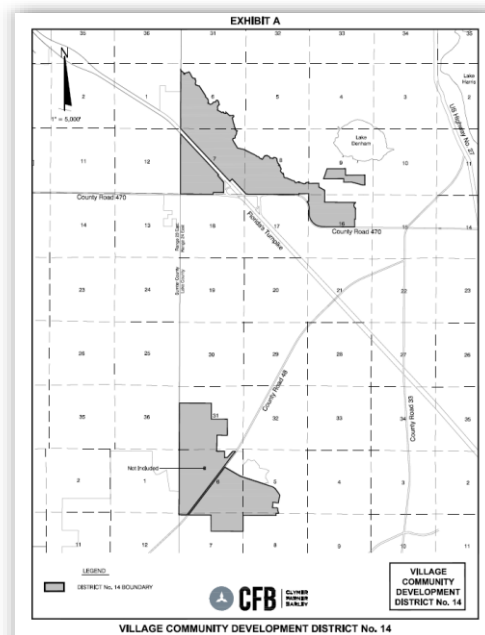


DISTRICT 14 FACTS

Village Community Development District No. 14 was established pursuant to the provisions of Florida Statutes Chapter 190 and [City of Leesburg Ordinance 21-30](#) on July 26, 2021. The lands that are encompassed by the District are located in the City of Leesburg, FL and consist of approximately 2499.60 acres. In order to provide infrastructure services, the District will issue Special Assessment Revenue Bonds. The proceeds of these bonds are used to construct improvements within the District which consists of roadway improvements, landscaping, open areas, streetlights, multi-modal paths, master drainage systems and a water and waste water distribution and collection service system. The bonds are supported by assessments that are levied upon the benefiting properties. In addition to the bond assessment for construction of the infrastructure, there is an annual maintenance assessment to provide for the services and ongoing maintenance and administration. Each homeowner may prepay the bond assessment against their property at any time; however, the maintenance assessment is ongoing and determined at the annual budget hearings by your Board of Supervisors.

District Board Meetings are held at the Everglades Regional Recreation Center located at 5497 Marsh Bend Trail, The Villages, Florida. The Board of Supervisors is currently comprised of five landowner seats, which means all five supervisors were elected by landowner votes (one vote per acre or part thereof). After six years of existence, and 250 registered voters residing in the District, the seats will transition in staggered terms to qualified seats. Once the transition begins, eventually all supervisors will be elected by 'qualified electors' (registered voters) residing in the District. They are elected on a non-partisan basis on the general election ballot.

District Board Meetings are held at the Everglades Regional Recreation Center located at 5497 Marsh Bend Trail, The Villages, Florida. Audio recordings of Board meetings, workshops or public hearings are available for purchase per Florida Statute 119.07 through the District Clerk for \$1.00 per CD requested. Residents may also arrange to listen to audio recordings at the District office. Please call 352-751-3939 for requests or information.



DISTRICT 14

BOARD OF SUPERVISORS



Seat 1
DALE BORROWMAN
CHAIR

dale.borrowman@districtgov.org



Seat 2
JOE RICCIARDI
VICE CHAIR

joe.ricciardi@districtgov.org



Seat 3
CODY YODER

cody.yoder@districtgov.org



Seat 4
COLBY SHARP

colby.sharp@districtgov.org



Seat 5
AMANDA ISAACS

amanda.isaacs@districtgov.org

